

Quick reference guide
Hurtigguide
Snabbstarts guide
Quickguide
Рікаопас
Краткий справочник



Refer to the operation manual for detailed instruction.

Also, there are differences in the keys and screens depending on the display language. In this guide, English screens are used for basic explanations.

Vennligst les den engelske instruksjonsboken for mer detaljerte instruksjoner.

I denne guiden er de engelske skjermbildene brukt i forklaringene. Merk at skjermbilder og taster kan se annerledes ut, avhengig av hvilket språk som er valgt i displayet.

Hänvisa till användaremanualen för en mer detaljerad instruktion.

Det kan även finnas olikheter på knappar och skärmar beroende på språk.

I denna guide används engelska skärmar för grundläggande förklaringar.

Forklaring på LCD displayet for detaljeret instruksjon:

Der er i denne quick guide brukt engelske skærbilleder, hvilket vil sige, at der kan forekomme forskelle.

Katso tarkemmat ohjeet koneen käyttöohjeesta.

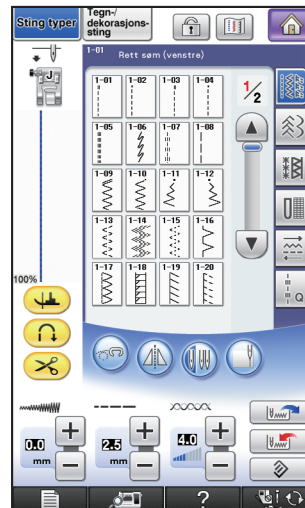
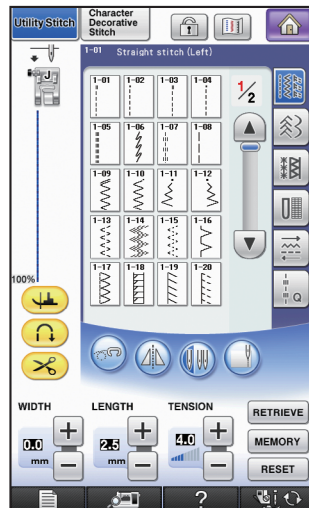
Koneen näyttö ja siinä näkyvät painikkeet ovat hieman erilaisia riippuen siitä mikä kieli näyttöön on valittu. Tässä pikaoppaassa olevat näytön kuvat ovat englannin kielisen näytön mukaisia.

Более подробная информация представлена в руководстве по эксплуатации.

Кроме того, в зависимости от языка сообщений на ЖК-дисплее названия кнопок и другая информация на экранах могут иметь некоторые различия. В настоящем справочнике основные пояснения даются на примере экранов с информацией на английском языке.

<English display>
<Engelsk: utfoldelse>
<Engelsk display>
<Engelsk skærbillede>
<Englannin kielinen näyttö>
<Экран: английский язык>

<Example: Norwegian>
<Eksempel: Norsk>
<Exempel: Norska>
<Eksempel: Norsk>
<Esimerkki: Norjalainen>
<Пример: Норвежский>



Contents

- 2 Winding the Bobbin
- 4 Setting the Bobbin
- 5 Upper Threading
- 6 Preparing to Embroider
- 8 Selecting Stitch Patterns
 - 8 LCD Flow Chart
 - 9 Utility Stitches
 - 10 Character/Decorative Stitches
 - 10 Embroidery Patterns
 - 11 Embroidery Edit Patterns
 - 12 Others
- 13 Summary of Stitch Patterns
 - 13 Utility Stitches
 - 14 Character/Decorative Stitches
 - 20 Embroidery Patterns
- 29 Embroidery Pattern Color Change Table
 - 29 Embroidery patterns
 - 36 Brother "Exclusives" Vintage designs
 - 40 Brother "Exclusives" Monogram designs
 - 42 Brother "Exclusives" New European designs
 - 44 Brother "Exclusives" Japanese designs
 - 46 Brother "Exclusives" Quilt designs
 - 48 Greek alphabet patterns
 - 50 Floral alphabet patterns
 - 53 Utility embroidery patterns
- 55 Examples of Combinations
- 62 Color Thread Conversion Chart

Innehåll

- 2 Spola upp tråd på spole
- 4 Montera spole
- 5 Trädning av övertråd
- 6 Förbered för att brodera
- 8 Välja söm
 - 8 Flödesdiagram för LCD
 - 9 Nyttosömmar
 - 10 Tecken/Dekorativa sömmar
 - 10 Broderimönster
 - 11 Justera broderimönster
 - 12 Ytterligare sömmar
- 13 Översikt av sömmar
 - 13 Nyttosömmar
 - 14 Tecken/Dekorativa sömmar
 - 20 Broderimönster
- 29 Broderimönster färgändringstabell
 - 29 Broderimönster
 - 36 "Exklusiva" gammaldags mönster från Brother
 - 40 "Exklusiva" monogrammönster från Brother
 - 42 "Exklusiva" nya, europeiska mönster från Brother
 - 44 "Exklusiva" japanska mönster från Brother
 - 46 "Exklusiva" quiltningsmönster från Brother
 - 48 Mönster med det grekiska alfabetet
 - 50 Mönster med blomsterbokstäver
 - 53 Broderimönster för nyttosömmar
- 55 Exempel på kombinationer
- 62 Omvandlingstabell trådfärg

Sisällysluettelo

- 2 Puolaaminen
- 4 Puolan asettaminen
- 5 Ylälangan langoittaminen
- 6 Kirjontaan valmistautuminen
- 8 Ommelkuvion valinta
 - 8 Nestekidenäytön vuokaavio
 - 9 Hyötyompeleet
 - 10 Kirjain-/koristeompeleet
 - 10 Kirjontakuviot
 - 11 Kirjontakuvioyhdistelmät
 - 12 Muut
- 13 Yhteenveto ommelkuvioista
 - 13 Hyötyompeleet
 - 14 Kirjain-/koristeompeleet
 - 20 Kirjontakuviot
- 29 Kirjontakuvioiden värienvaihtotaulukko
 - 29 Kirjontakuviot
 - 36 Brother "Exclusives" kuvioita menneiltä vuosikymmeniltä
 - 40 Brother "Exclusives" nimikointikuviot
 - 42 Brother "Exclusives" uudet eurooppalaiset kuviot
 - 44 Brother "Exclusives" japanilaiset kuviot
 - 46 Brother "Exclusives" tilkkutyökuviot
 - 48 Kreikkalaiset aakkoskuviot
 - 50 Kukkakoristeiset aakkoskuviot
 - 53 Hyötyommelkirjontakuviot
- 55 Yhdistelmäesimerkkejä
- 62 Lankavärien muuntotaulukko

Innhold

- 2 Spoling av undertråd
- 4 Sett i spolen
- 5 Treing av overtråden
- 6 Forberedelser til brodering
- 8 Velg søm
 - 8 LCD-flytdiagram
 - 9 Nyttesømmer
 - 10 Bokstaver/Dekorative sømmer
 - 10 Broderimønstre
 - 11 Redigere broderimønstre
 - 12 Annet
- 13 Oppsummering sømmer
 - 13 Nyttesømmer
 - 14 Bokstaver/Dekorative sømmer
 - 20 Broderimønstre
- 29 Fargeoppsett broderimønstre
 - 29 Broderimønstre
 - 36 Brother "Exclusives"-vintagedesigner
 - 40 Brother "Exclusives"-monogramdesigner
 - 42 Brothers "Exclusives" nye europeiske designer
 - 44 Brothers "Exclusives" japanske designer
 - 46 Brother "Exclusives"-quiltedesigner
 - 48 Gresk alfabetmønstre
 - 50 Blomsteralfabet
 - 53 Stingtyper for broderimønstre
- 55 Eksempler på kombinasjoner
- 62 Fargekart, konvertert til andre leverandører sine fargenummer

Indholdsfortegnelse

- 2 Undertrådsspoling
- 4 Påegning af undertråden
- 5 Trådning af overtråden
- 6 Klargøring af broderi
- 8 Valg af funktion
 - 8 LCD Arbejdsdiagram
 - 9 Nyttesømme
 - 10 Bogstaver/dekorative sømme
 - 10 Broderimønstre
 - 11 Redigering af broderier
 - 12 Andre funktioner
- 13 Oversigt over de indbyggede stingtyper
 - 13 Nyttesømme
 - 14 Bogstaver/dekorative sømme
 - 20 Broderimønstre
- 29 Oversigt over de indbyggede broderimønstre med farver
 - 29 Broderimønstre
 - 36 Brother "Exclusives" Vintage-designs
 - 40 Brother "Exclusives" Monogram-designs
 - 42 Brother "Exclusives" New European-designs
 - 44 Brother "Exclusives" Japanese-designs
 - 46 Brother "Exclusives" Quilt-designs
 - 48 Græsk alfabet-mønstre
 - 50 Blomsteralfabet
 - 53 Nyttesømme som broderi
- 55 Kombinationseksempler
- 62 Oversigt over broderitrådsfarver

Содержание

- 2 Намотка шпульки
- 4 Установка шпульки
- 5 Заправка верхней нити
- 6 Подготовка к вышиванию
- 8 Выбор рисунков строчек
 - 8 Схема действий и экранов на ЖК-дисплее
 - 9 Обычные строчки
 - 10 Знаки/декоративные строчки
 - 10 Рисунки вышивки
 - 11 Редактирование рисунков вышивки
 - 12 Прочее
- 13 Рисунки строчек
 - 13 Обычные строчки
 - 14 Знаки/декоративные строчки
 - 20 Рисунки вышивки
- 29 Таблица смены цвета нитей для рисунка вышивки
 - 29 Рисунки вышивки
 - 36 Коллекция Brother Классические рисунки
 - 40 Коллекция Brother Рисунки для монограмм
 - 42 Коллекция Brother Современные европейские рисунки
 - 44 Коллекция Brother Японские рисунки
 - 46 Коллекция Brother Рисунки для выстегивания
 - 48 Рисунки греческих букв
 - 50 Буквы алфавита, украшенные цветами
 - 53 Основные рисунки для вышивания
- 55 Примеры комбинаций
- 62 Таблица преобразования цветов нитей

Winding the Bobbin

Spola upp tråd på spole

Puolaaminen

Follow the numbered steps below in order. Refer to the operation manual for detailed instruction.

Ved spoling, følge nummereringen under. Se i instruksjonsboken for en mer detaljert beskrivelse.

Följ de numrerade stegen nedanför i ordning. Hänvisa till användaremanualen för en mer detaljerad instruktion.

Følg billederne nedenfor i nummereret rækkefølge. For en mere detaljeret anvisning, se brugsanvisningen.

Seuraa alla olevia numeroituja ohjeita numerojärjestyksessä. Katso tarkemmat ohjeet koneen käyttöohjeesta.

Выполните приведенные ниже операции в порядке их нумерации. Более подробная информация представлена в руководстве по эксплуатации.

Use only the enclosed bobbin or bobbins of the same type.

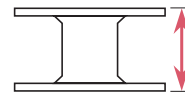
Bruk den bakre spolepinnen.

Använd bara den medföljande spolen eller spolar av samma typ.

Brug kun originale spoler.

Käytä vain koneen mukana tulevia tai saman tyyppisiä puolia.

Применяйте только прилагаемые к машине шпульки или шпульки того же типа.



11.5 mm (approx. 7/16 inch)
(ca. 7/16 tomme)
(ca. 7/16 tum)
11,5 mm (ca. 7/16 tomme)
(noin 7/16 tuumaa)
(прим. 7/16 дюйма)

Using the Supplemental Spool Pin

You can wind the bobbin during sewing.

Bruk vedlagte spolepinne.

Du kan spole mens du syr.

Användning av extra spolpinne

Du kan spola upp tråd på spolen när du syr.

Brugen af den ekstra spolepind

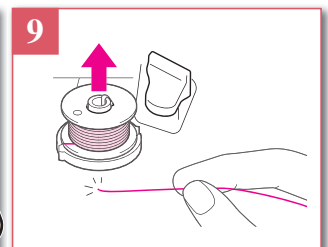
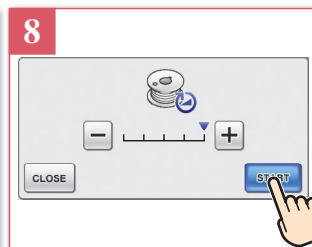
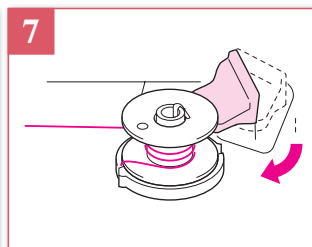
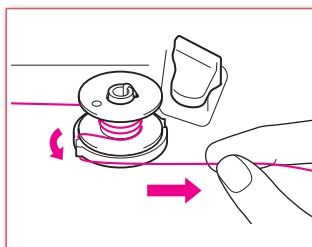
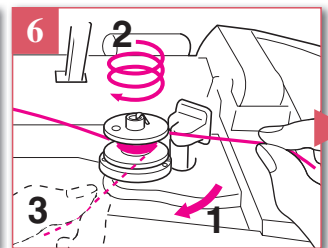
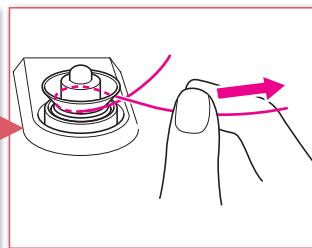
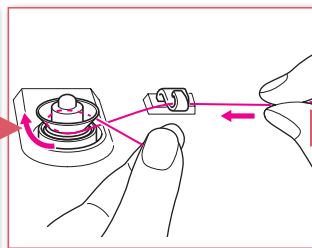
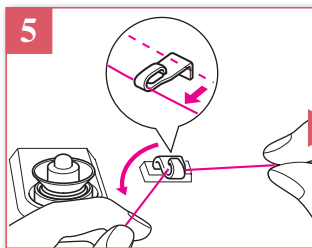
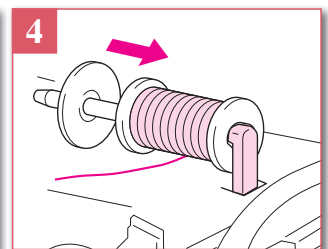
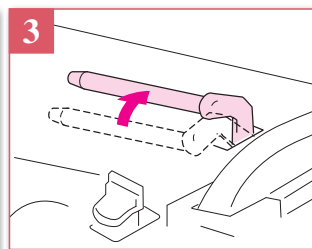
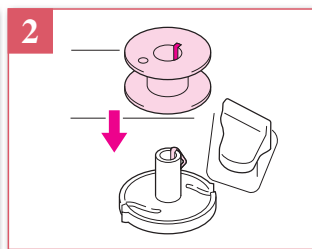
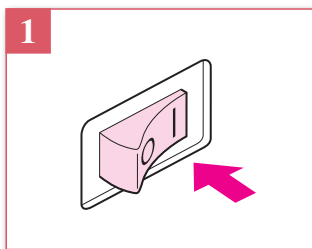
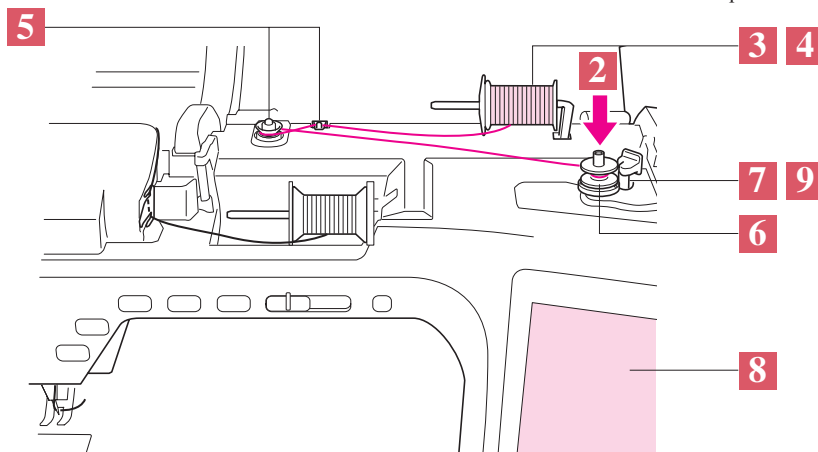
Du kan spole undertråd, mens du syr.

Lisälankatappia käyttäen

Voit puolata alalankaa ompelun aikana.

Использование дополнительного стержня для катушки

Можно наматывать нить на шпульку во время шитья.



Spoling av undertråd

Undertrådsspoling

Намотка шпульки

Using the Spool Pin

You can use the main spool pin to wind the bobbin before sewing.

Brug af spolepinden

Du kan bruge hovedspolepinden til at spole undertråd, før du syr.

Slik brukes spolepinnen

Du kan bruke hovedspolepinnen til å vikle spolen før du setter i gang med å sy.

Lankatappia käyttäen

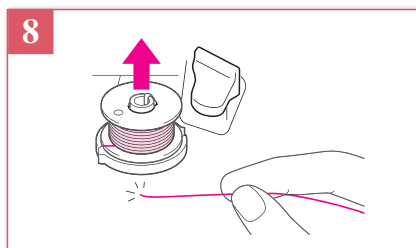
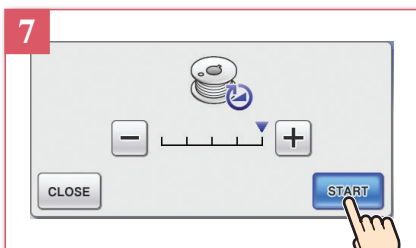
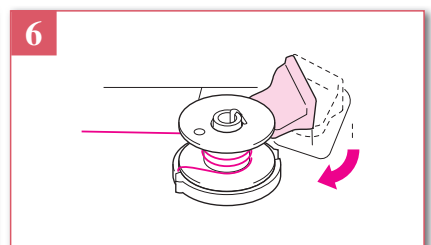
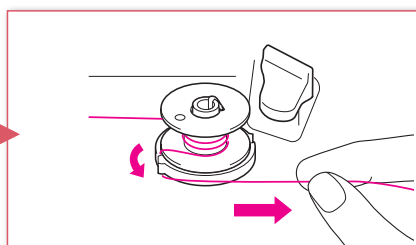
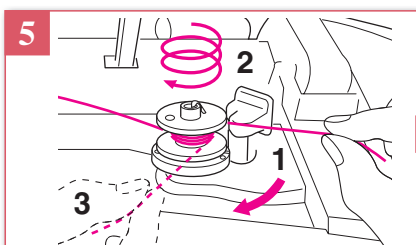
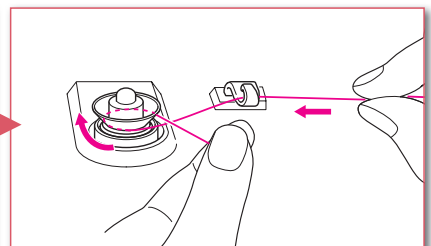
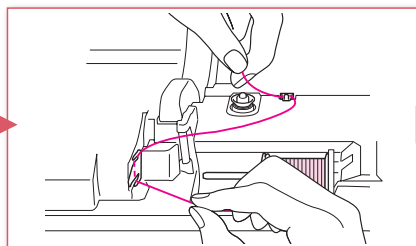
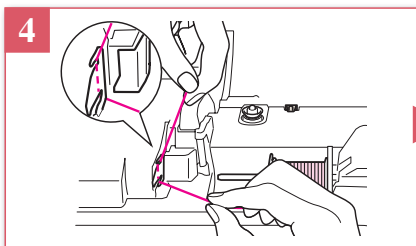
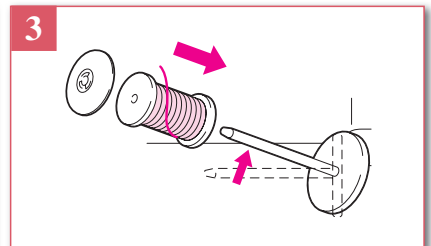
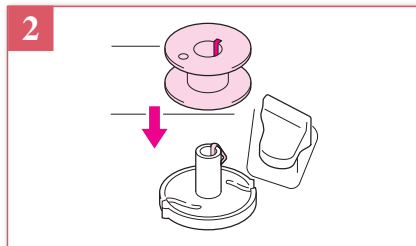
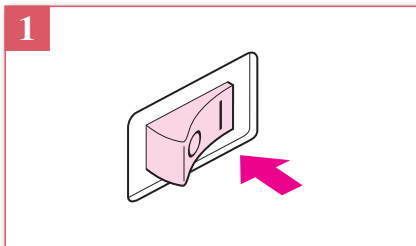
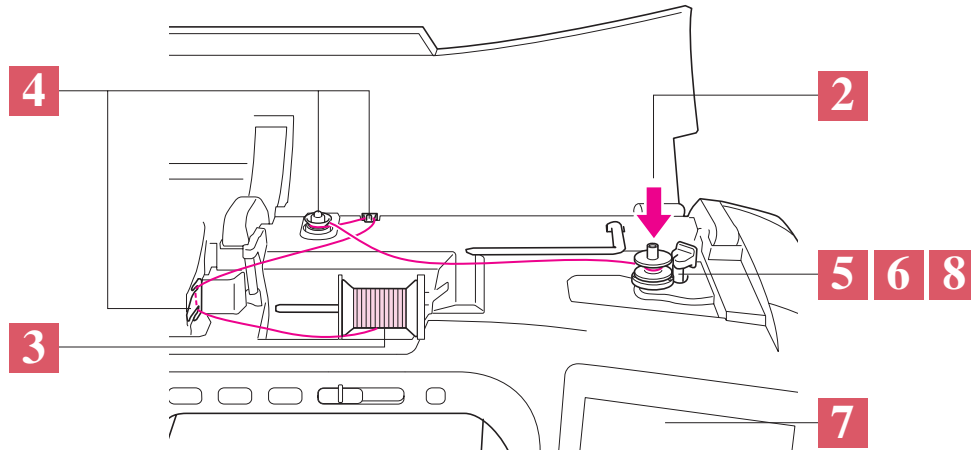
Voit käyttää peruslankatappia puolaukseen ennen ompelun aloittamista.

Använda pinnen

Du kan spola på tråd på spolen med huvudpinnen innan du syr.

Использование основного стержня для катушки

Для намотки шпульки перед шитьем можно использовать главный стержень для катушки.



Setting the Bobbin Montera spole Puolan asettaminen

Sett i spolen Plægning af undertråden Установка шпульки

Refer to the operation manual for detailed instruction.


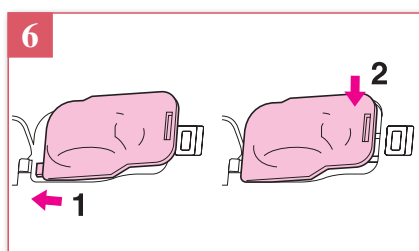
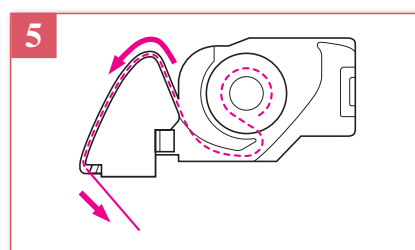
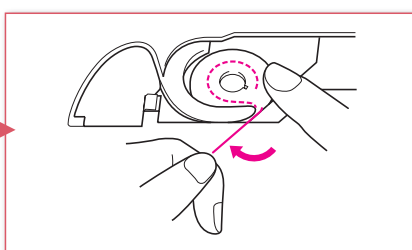
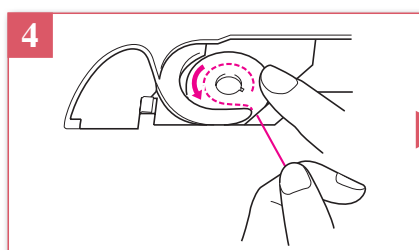
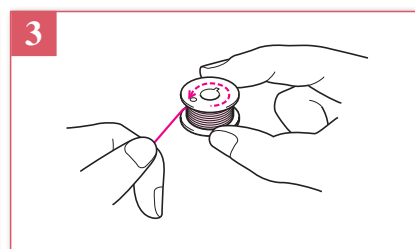
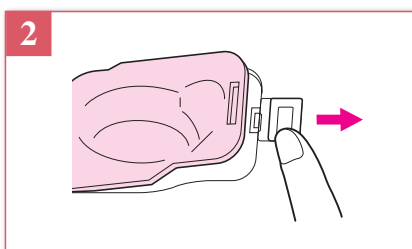
For en mere detaljeret anvisning, se brugsanvisningen.

Se i instruksjonsboken for en mer detaljert beskrivelse.

Katso tarkemmat ohjeet koneen käyttöohjeesta.

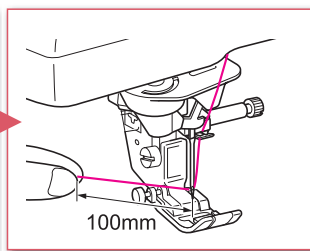
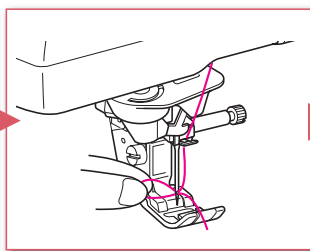
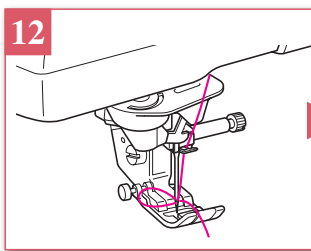
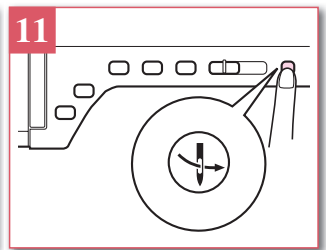
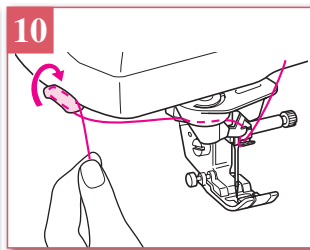
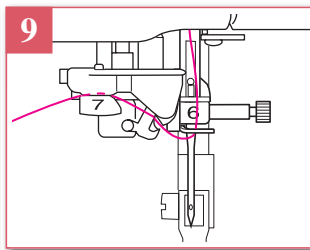
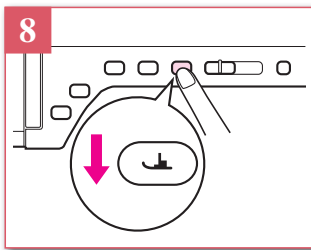
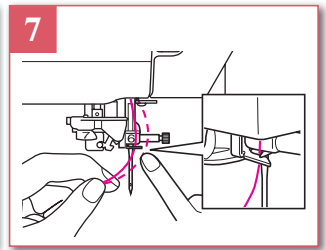
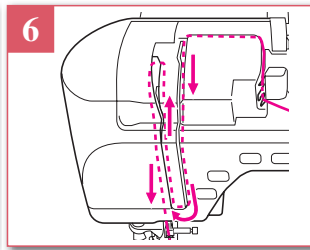
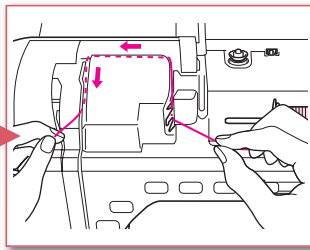
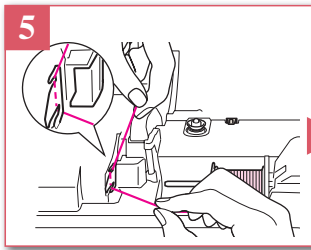
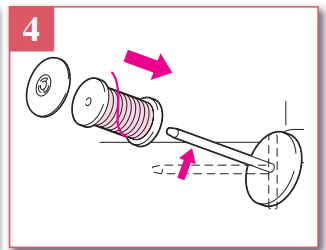
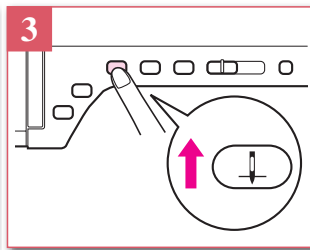
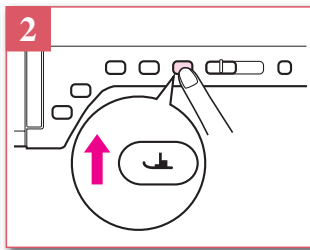
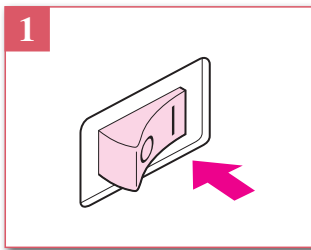
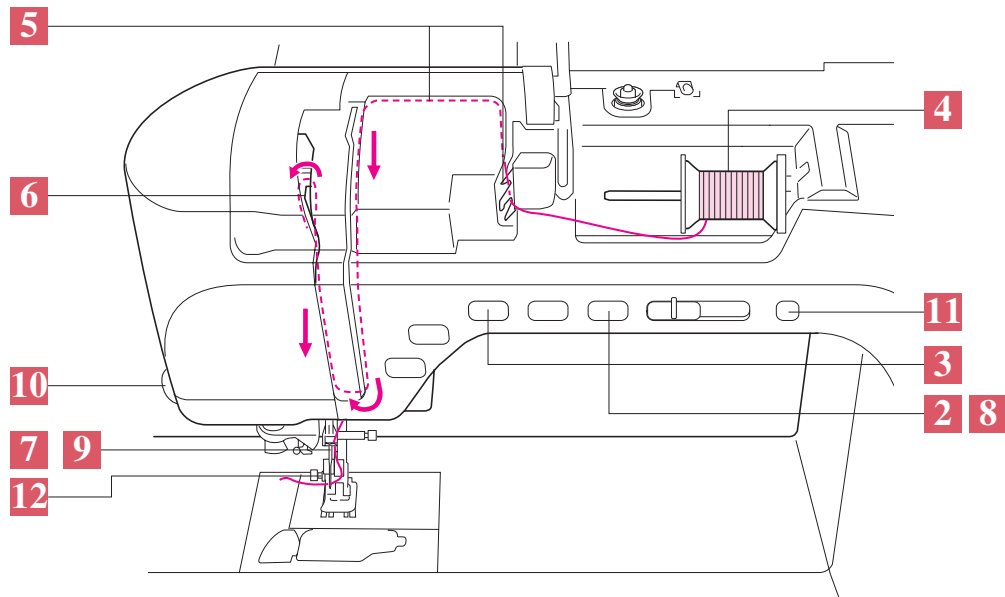
Hänvisa till användaremanual för detaljerad instruktion.

Подробная информация: см. в руководстве по эксплуатации

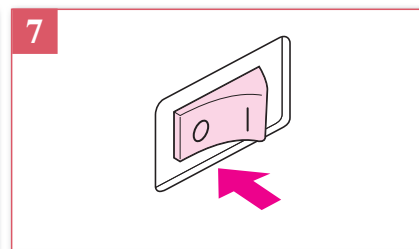

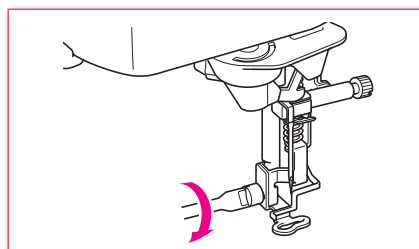
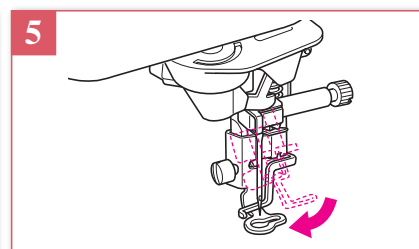
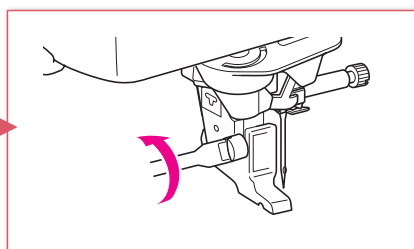
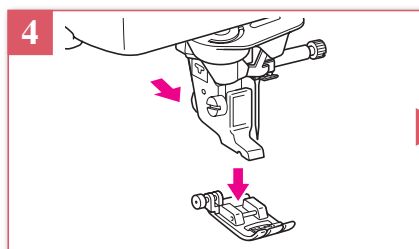
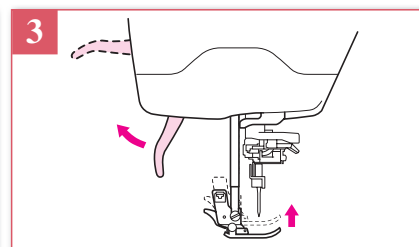
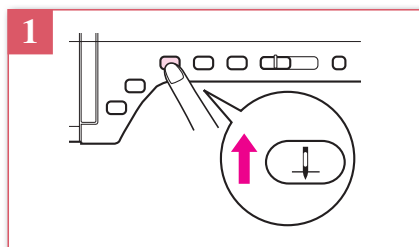
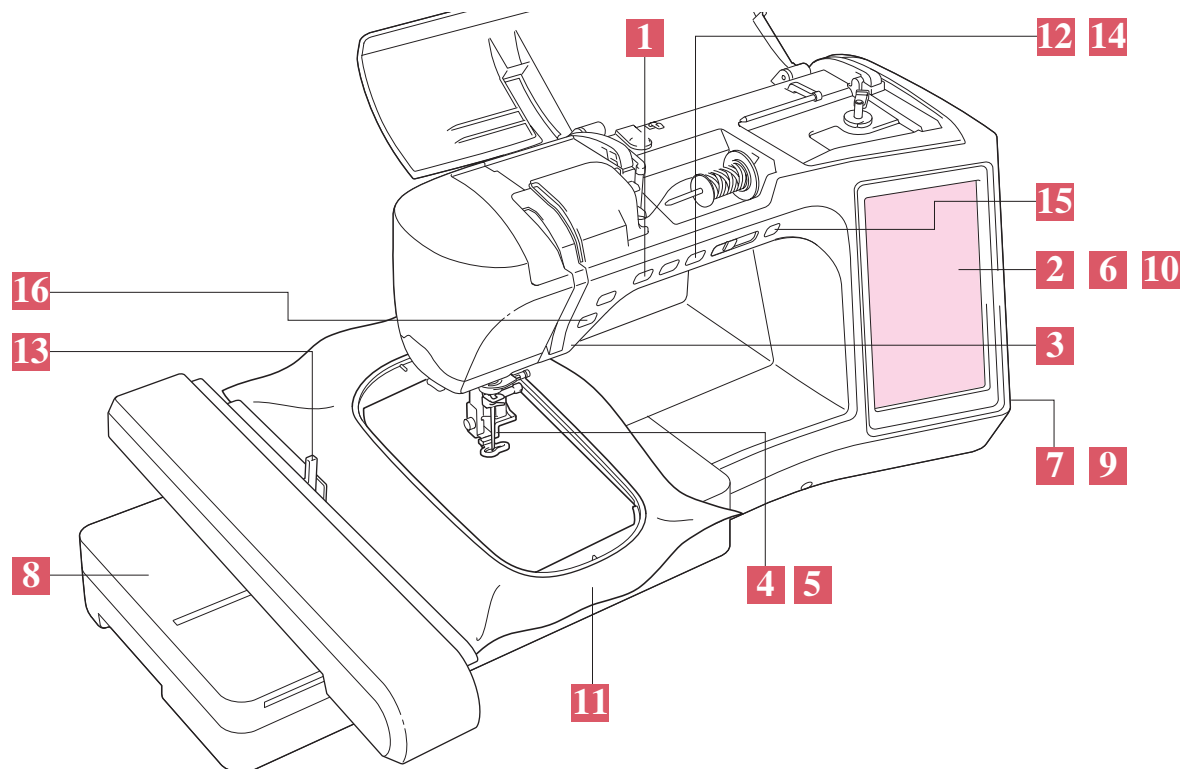


Upper Threading
Trädning av övertråd
Ylälangan langoittaminen

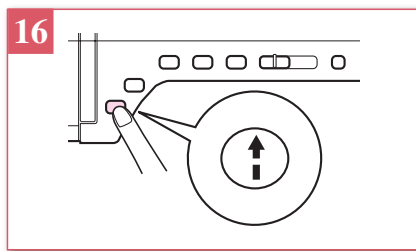
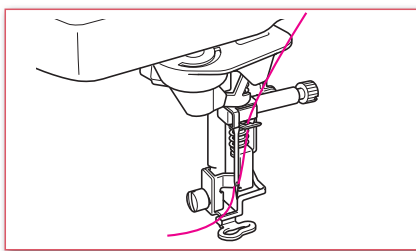
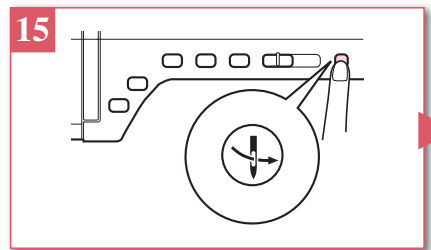
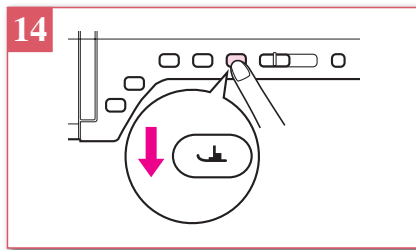
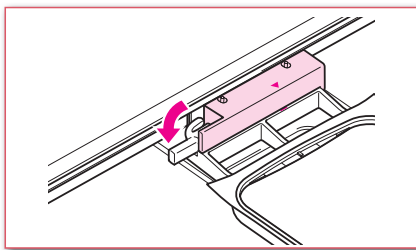
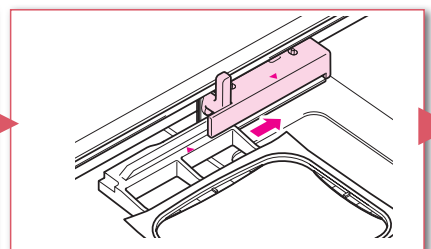
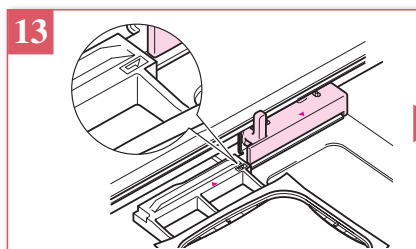
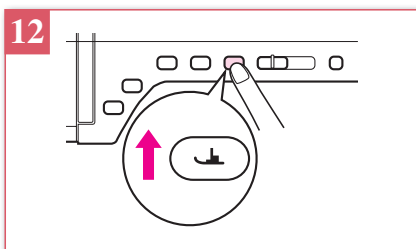
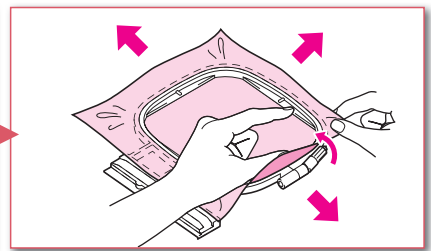
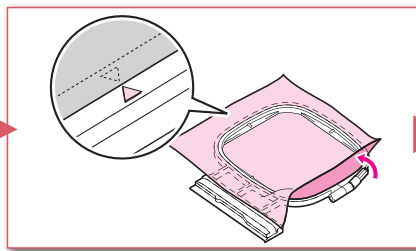
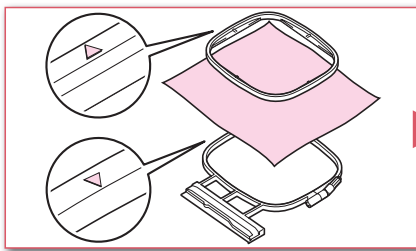
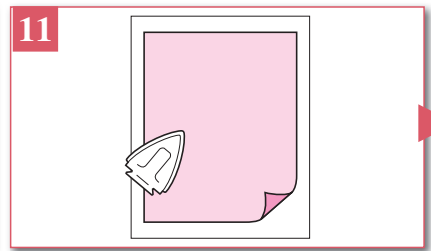
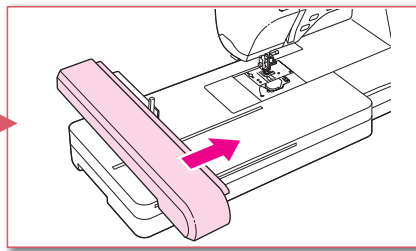
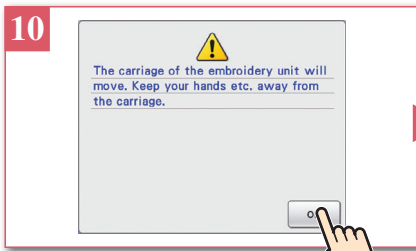
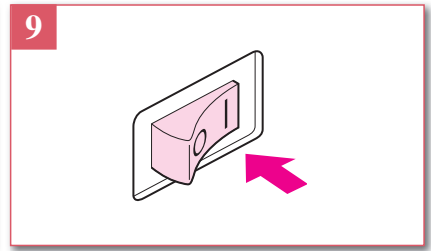
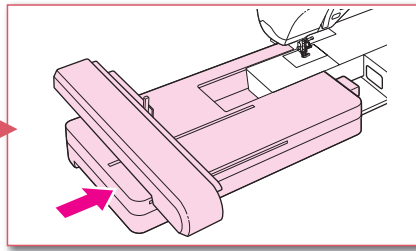
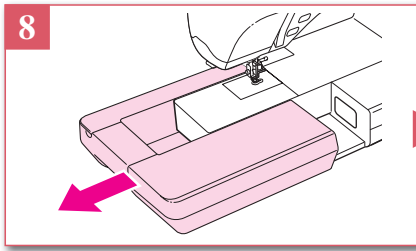
Treing av övertråden
Trådning af övertråden
Заправка верхней нити



Preparing to Embroider Förbered för att brodera Kirjontaan valmistautuminen



Forberedelser til brodering Klargøring af broderi Подготовка к вышиванию



Selecting Stitch Patterns

Välja söm

Ommelkuvion valinta

❖ LCD Flow Chart

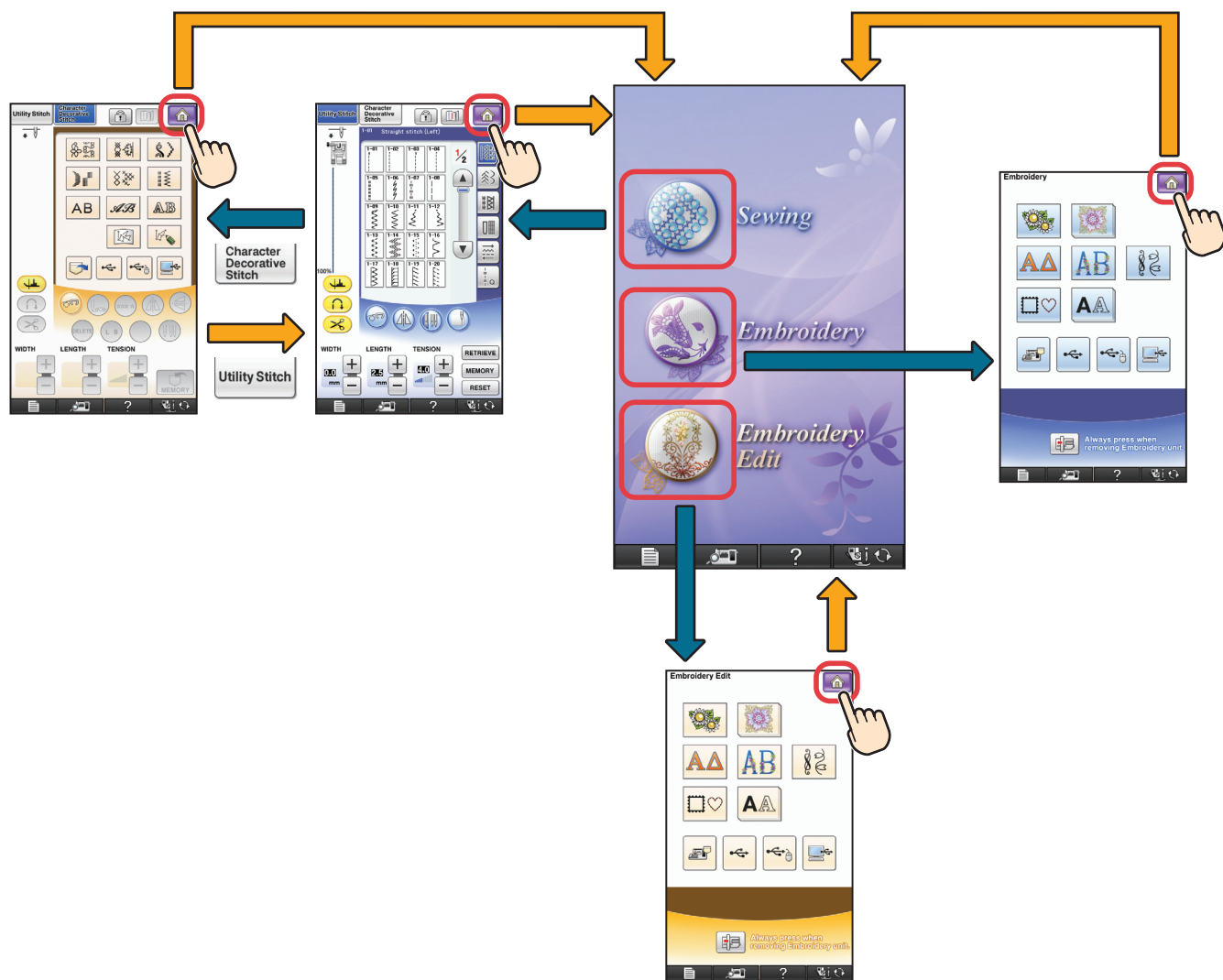
❖ LCD-flyttdiagram

❖ Flödesdiagram för LCD

❖ LCD Arbejdsdiagram


❖ Nestekidenäytön vuokaavio

❖ Схема действий и экранов на ЖК-дисплее




Velg søm Valg af funktion Выбор рисунков строчек


Utility Stitches

When the machine is turned on, the home screen is displayed after the opening movie is played. Press  to display the utility stitch. Either "1-01 Straight stitch (Left)" or "1-03 Straight stitch (Middle)" is selected, depending on the setting selected in the setting screen.


Nyttesømme

Når der tændes for maskinen, vises startdisplaybilledet efter afspilningen af åbningsfilmen. Tryk på  for at få vist sømmen. Enten "1-01 Lige sting (venstre)" eller "1-03 Lige sting (midten)" vælges afhængigt af den valgte indstilling på indstillingsdisplayet.


Nyttesømmer

Når maskinen slås på, vises startdisplayet etter at åpningsvideoen er spilt. Trykk på  for å vise stingtype. Det blir enten valgt "1-01 Rett søm (venstre)" eller "1-03 Rett søm (Midten)" avhengig av innstillingen som er valgt på innstillingsskjermen.


Huötyompeleet

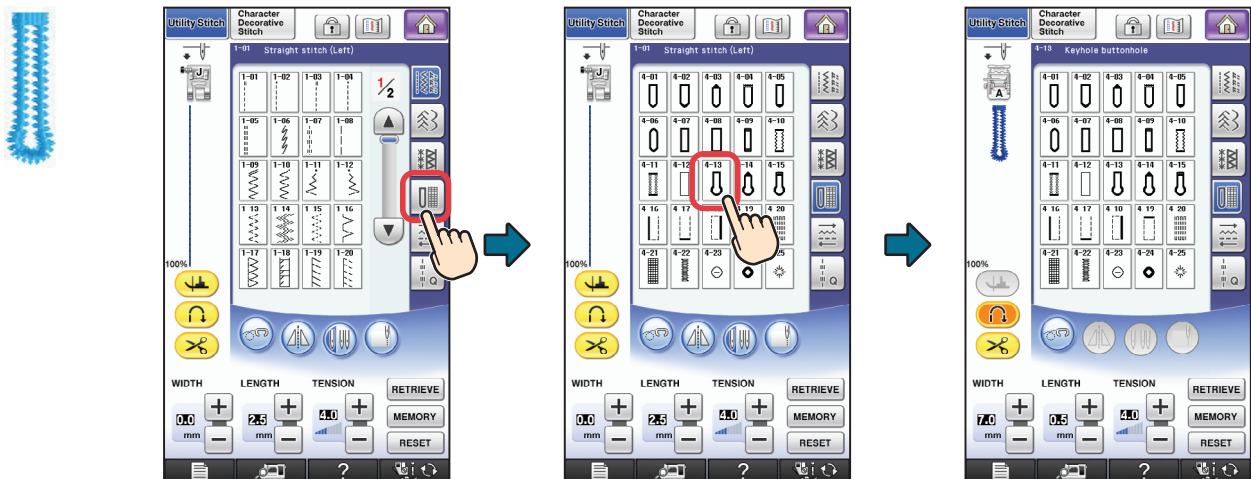
Kun koneeseen kytketään virta, kotinäyttö tulee näkyviin avausvideon jälkeen. Valitse näyttöön huötyompeleet painamalla . Valittuna on joko "1-01 Suora ommel (vasen)" tai "1-03 Suora ommel (keskellä)" perusasetusnäyttöä valitusta asetuksesta riippuen.


Nyttosömmar

När maskinen slås på, visas hemskärmen efter det att startfilmen har spelats. Tryck på  om du vill visa nyttosömmar. Beroende på vald inställning på inställningsskärmen väljs antingen "1-01 Raksöm (vänster)" eller "1-03 Raksöm (mitten)".

Обычные строчки

Когда машина включена, после проигрывания заставки отображается главный экран. Нажмите  для отображения основной строчки. При этом выбирается „1-01 Прямая строчка Игла слева“ или „1-03 Прямая строчка Игла по центру“ в зависимости от настройки, выбранной на экране настройки.

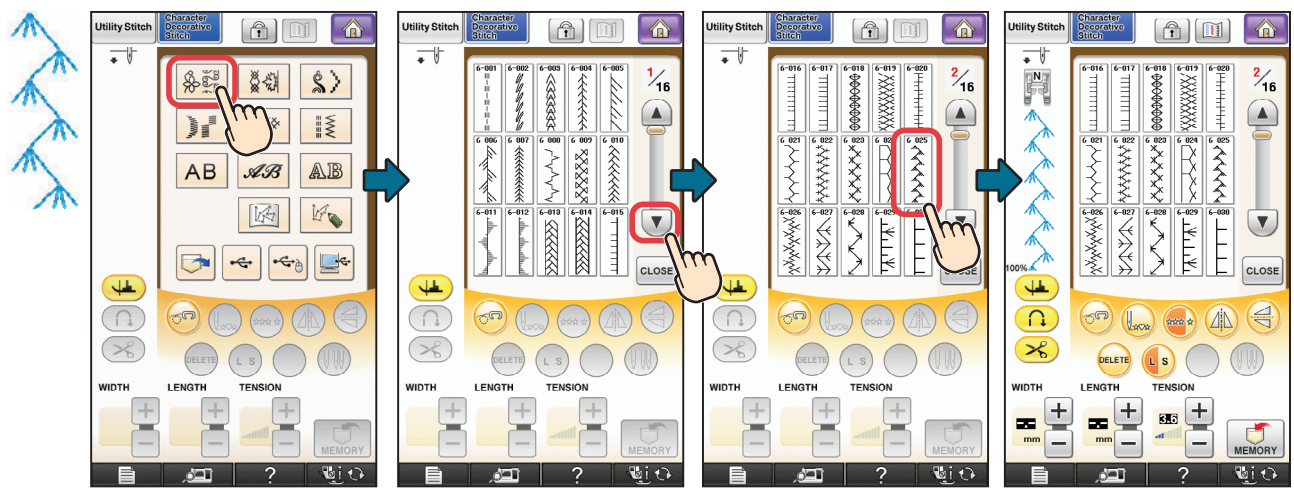




Character/Decorative Stitches
 Bogstaver/dekorative sømme

Bokstaver/Dekorative sømmer
 Kirjain-/koristeompeleet

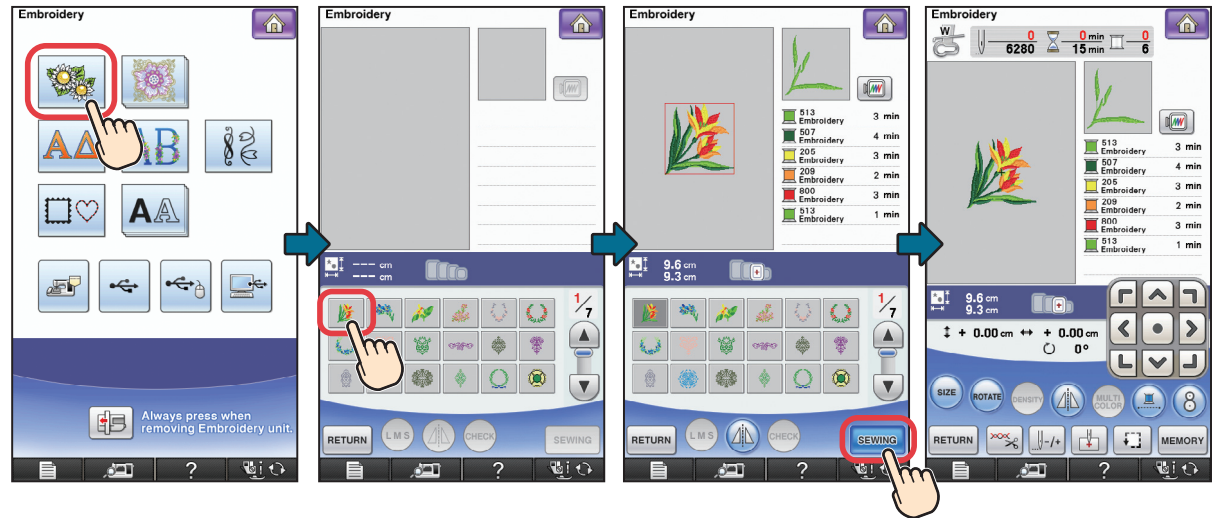
Tecken/Dekorativa sömmar
 Знаки/декоративные строчки



Embroidery Patterns
 Broderimønster

Broderimønstre
 Kirjontakuviot

Broderimönster
 Рисунки вышивки



Embroidery Edit Patterns

Redigere broderimønstre

Justera broderimönster

Redigering af broderier

Kirjontakuvioidistelmät

Редактирование рисунков вышивки

FLOWER



The sequence of screenshots illustrates the following steps:

- Step 1:** The 'Embroidery Edit' screen shows a grid of pattern icons. A red box highlights the flower icon, and an arrow points to the next screen.
- Step 2:** The flower icon is selected. A red box highlights the 'ADD' button in the bottom right corner.
- Step 3:** The flower is added to the design. A red box highlights the 'SET' button.
- Step 4:** The 'ADD' button is pressed. A red box highlights the 'ADD' button.
- Step 5:** The 'Embroidery Edit' screen shows a grid of text icons. A red box highlights the 'A' icon, and an arrow points to the next screen.
- Step 6:** The 'A' icon is selected. A red box highlights the 'ABC' icon.
- Step 7:** The 'ABC' icon is selected. A red box highlights the 'ABC' icon.
- Step 8:** The 'ABC' icon is selected. A red box highlights the 'ABC' icon.
- Step 9:** The 'ABC' icon is selected. A red box highlights the 'ABC' icon.
- Step 10:** The 'ABC' icon is selected. A red box highlights the 'ABC' icon.
- Step 11:** The 'ABC' icon is selected. A red box highlights the 'ABC' icon.
- Step 12:** The 'ABC' icon is selected. A red box highlights the 'ABC' icon.



Selecting Stitch Patterns
 Velg søm
 Välja søm
 Valg af funktion
 Ommelkvion valinta
 Выбор рисунков строчек

- Others

 Andre funktioner

- Annet

 Muut

- Ytterligere sømmar

 Прочее



The sequence of screens is as follows:

- Screen 1:** Settings for 'Width Control' (ON/OFF), 'Fine Adjust Vert.' (00), 'Fine Adjust Horiz.' (00), 'Presser Foot Height' (7.5 mm), 'Presser Foot Pressure' (8), and 'Initial Position'.
- Screen 2:** Settings for 'Pivoting Height' (892 mm), 'Free Motion Foot Height' (180 mm), and 'Automatic Fabric Sensor System' (ON/OFF).
- Screen 3:** Settings for 'Needle Position - UP/DOWN', 'Needle Position - Stitch Placement' (ON/OFF), 'Light' (5), 'Speaker' (5), 'Mouse Pointer', and 'Upper and Bobbin Thread Sensor' (ON/OFF).
- Screen 4:** Settings for 'Screen Saver' (5 min), 'Opening Screen', 'Application Check' (ON/OFF), and 'English'.
- Screen 5:** Settings for 'Service Count', 'Total Count', 'No.', 'Version 1', and 'Version 2'.
- Screen 6:** Settings for 'Embroidery Frame Display' (30cm x 20cm), 'Name of Color' (#123 ABC), 'Embroidery' (#123), 'Max Embroidery Speed' (1000 spm), 'Embroidery Tension' (00), and 'Embroidery Foot Height' (1.5 mm).
- Screen 7:** Settings for 'Initial Mode' (EMB/EMB EDIT), 'Embroidery Background Color', 'Thumbnail Background Color', 'Embroidery Basting Distance' (50 mm), and 'Embroidery Appliqué Distance' (8).

Summary of Stitch Patterns

Översikt av sömmar

Yhteenvedo ommelkuvioista

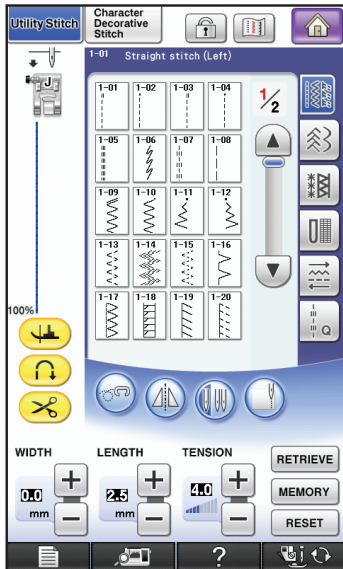
Oppsummering sømmer

Översikt over de indbyggede stingtyper

Рисунки строчек

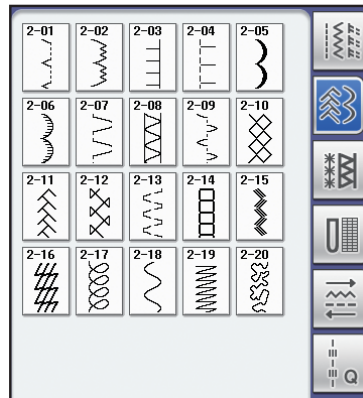
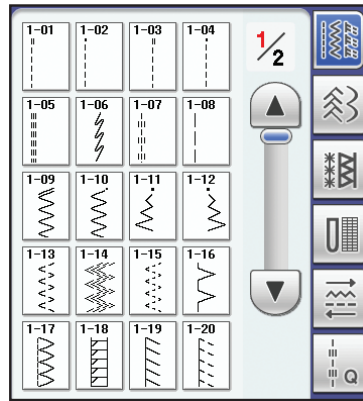
Utility Stitches

Nyttesømme



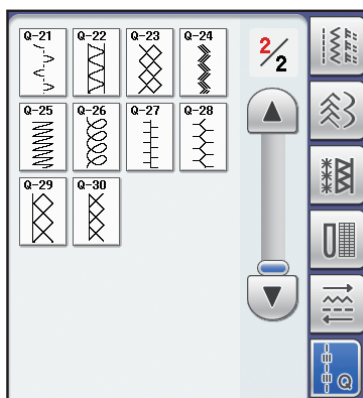
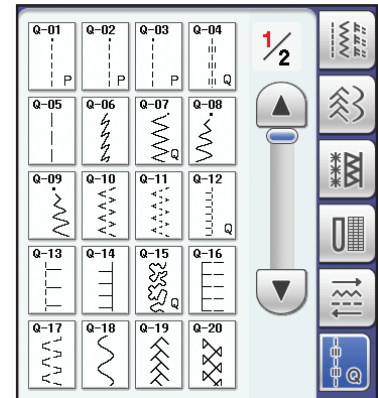
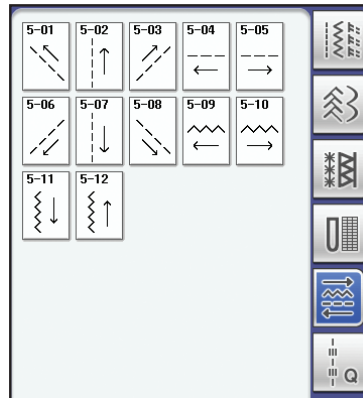
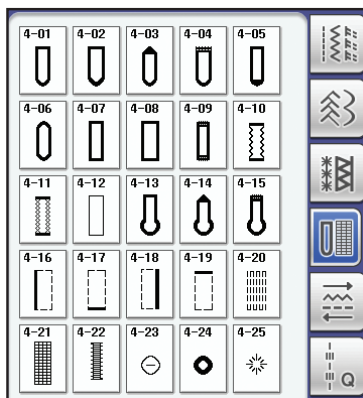
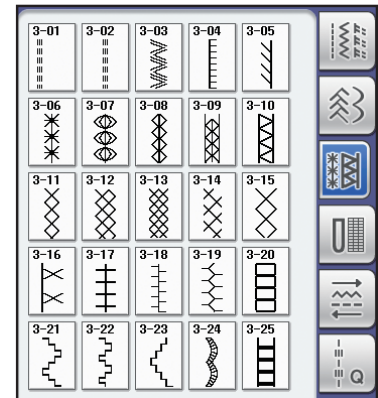
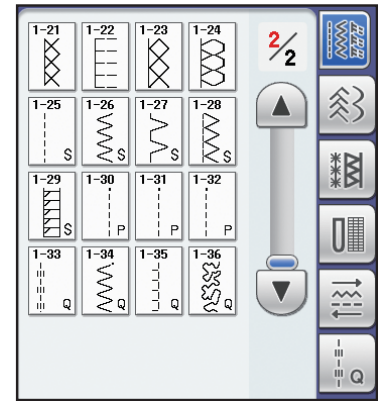
Nyttesømmer


Huotyompeleet



Nyttosömmar

Обычные строчки





Character/Decorative Stitches

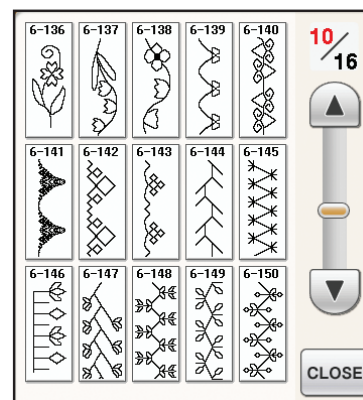
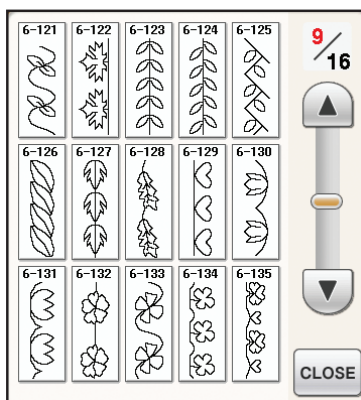
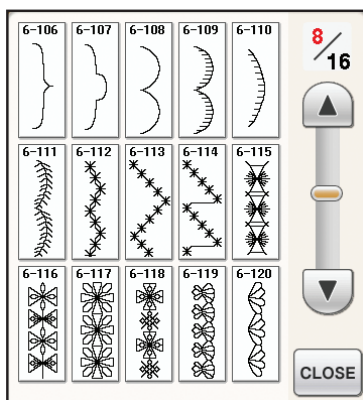
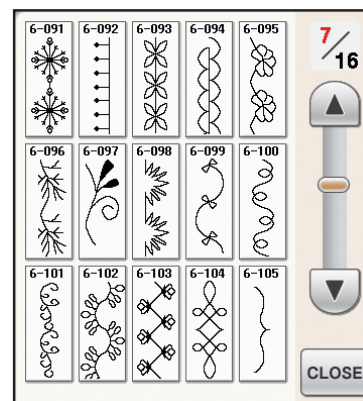
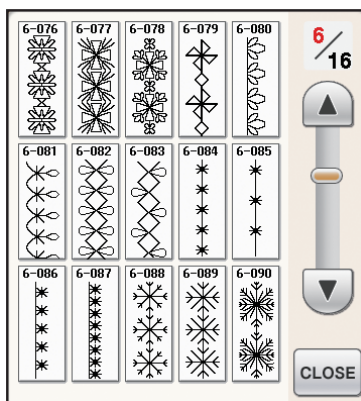
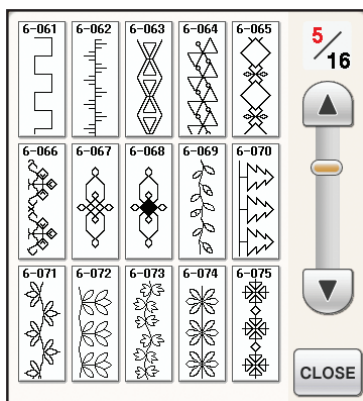
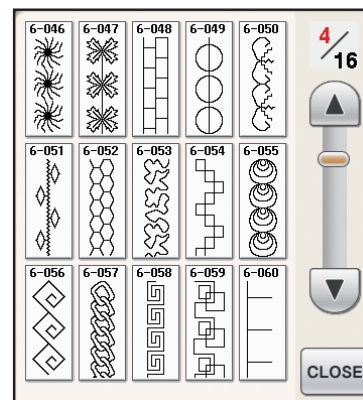
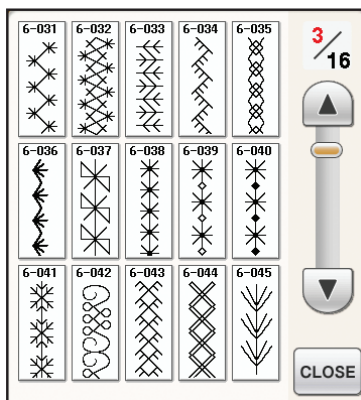
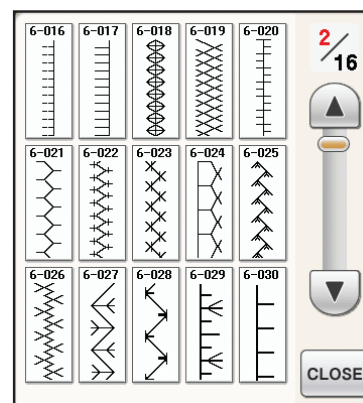
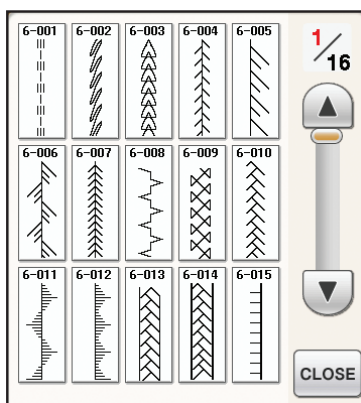
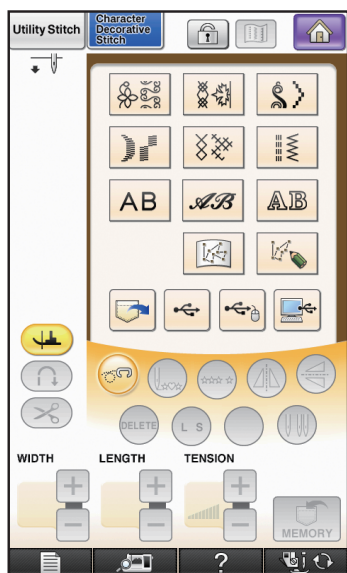
Bokstaver/Dekorative sømmer

Tecken/Dekorative sömmar

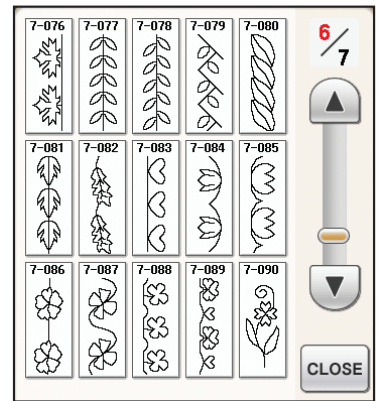
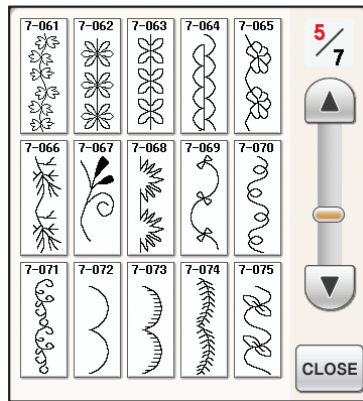
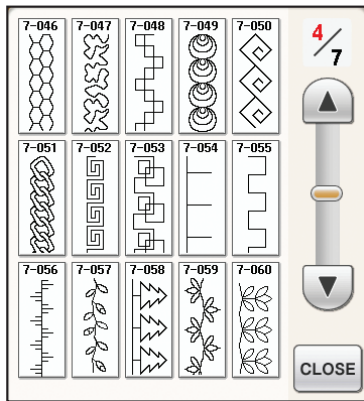
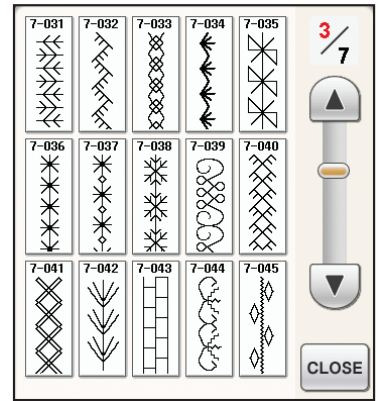
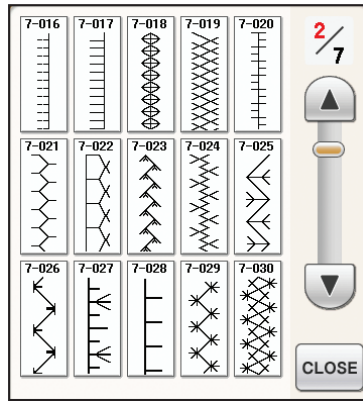
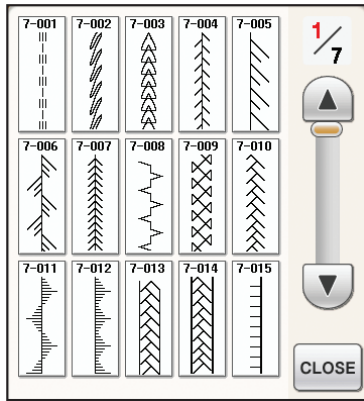
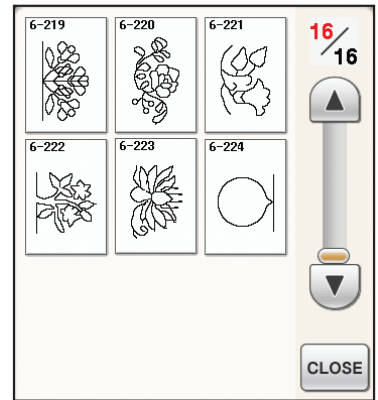
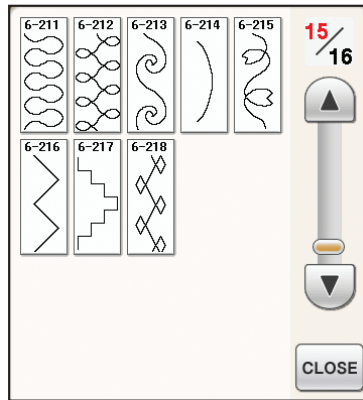
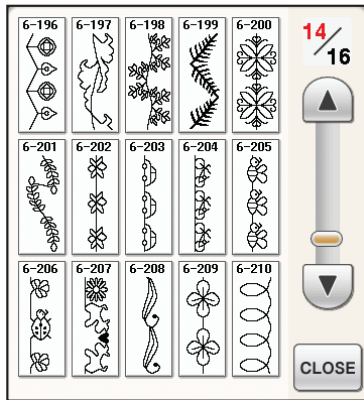
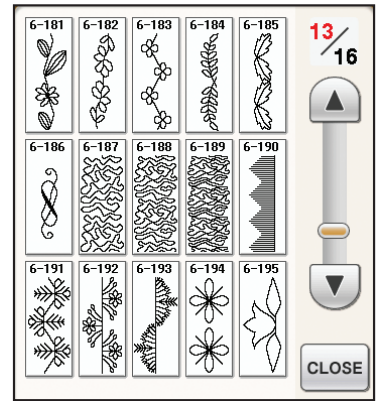
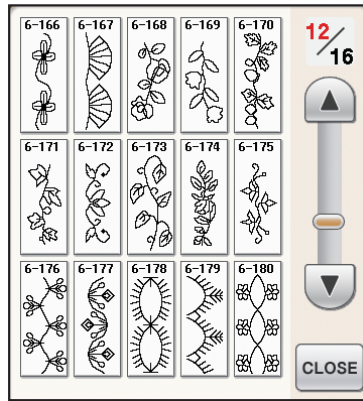
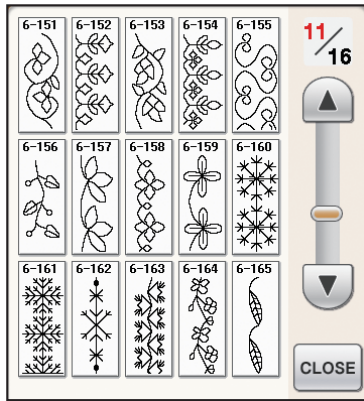
Bogstaver/dekorative sømme


Kirjain-/koristeompeleet

Знаки/декоративные строчки



Summary of Stitch Patterns
 Oppsummering sømmer
 Översikt av sömmar
 Oversikt over de indbyggede stingtyper
 Yhteenveto ommelkuvioista
 Рисунок строчек





7-091	7-092	7-093	7-094	7 / 7
				▲
				▼
				CLOSE



8-01	8-02	8-03	8-04	8-05	1 / 5
8-06	8-07	8-08	8-09	8-10	▲
8-11	8-12	8-13	8-14	8-15	▼
					CLOSE

8-16	8-17	8-18	8-19	8-20	2 / 5
8-21	8-22	8-23	8-24	8-25	▲
8-26	8-27	8-28	8-29	8-30	▼
					CLOSE

8-31	8-32	8-33	8-34	8-35	3 / 5
8-36	8-37	8-38	8-39	8-40	▲
8-41	8-42	8-43	8-44	8-45	▼
					CLOSE

8-46	8-47	8-48	8-49	8-50	4 / 5
8-51	8-52	8-53	8-54	8-55	▲
8-56	8-57	8-58	8-59	8-60	▼
					CLOSE


8-61	8-62	8-63	8-64	8-65	5 / 5
8-66	8-67	8-68	8-69	8-70	▲
8-71	8-72				▼
					CLOSE



9-01	9-02	9-03	9-04	9-05	9-06
9-07	9-08	9-09	9-10	9-11	9-12
9-13	9-14	9-15	9-16	9-17	9-18
9-19	9-20				
↙		↘		CLOSE	



10-01	10-02	10-03	10-04	10-05	10-06
10-07	10-08	10-09	10-10	10-11	10-12
10-13	10-14	10-15	10-16	10-17	
					CLOSE



Summary of Stitch Patterns
Oppsummering sømmer
Översikt av sömmar
Oversigt over de indbyggede stingtyper
Yhteenveto ommelkuvioista
Рисунки строчек



11-01 11-02 11-03 11-04 11-05
11-06 11-07 11-08 11-09 11-10
11-11 11-12 11-13 11-14 11-15
11-16 11-17 11-18 11-19 11-20
11-21 11-22 11-23 11-24 11-25

1 / 3

CLOSE

11-26 11-27 11-28 11-29 11-30
11-31 11-32 11-33 11-34 11-35
11-36 11-37 11-38 11-39 11-40
11-41 11-42 11-43 11-44 11-45
11-46 11-47 11-48 11-49 11-50

2 / 3

CLOSE

11-51 11-52 11-53 11-54 11-55
11-56 11-57 11-58 11-59 11-60
11-61 11-62 11-63

3 / 3

CLOSE



AB

A	B	C	D	E	ABC
F	G	H	I	J	abc
K	L	M	N	O	0-9,.
P	Q	R	S	T	&?!
U	V	W	X	Y	ÄÄä
Z	'	_			ÖÖö
CLOSE					

α	β	γ	δ	ε	ABC
f	g	h	i	j	abc
k	l	m	n	o	0-9,.
p	q	r	s	t	&?!
u	v	w	x	y	ÄÄä
z	'	_			ÖÖö
CLOSE					

0	1	2	3	4	ABC
5	6	7	8	9	abc
#	%	\$	£	€	0-9,.
¥	-	+	×	÷	&?!
=	*	.	,	'	ÄÄä
_					ÖÖö
CLOSE					

&	?	!	@	<	ABC
>	()	[]	abc
/	\	~	:	;	0-9,.
©	®	™	“	”	&?!
”	'	'	'	_	ÄÄä
					ÖÖö
CLOSE					

Â	Ä	Å	à	á	ABC
â	ä	å	ä	æ	abc
æ	Ç	ç	È	É	0-9,.
Ê	Ë	è	é	ê	&?!
ë	Ï	ì	ï	Ð	ÄÄä
Ñ	ñ	'	_		ÖÖö
CLOSE					

Ô	Ö	Ø	ò	ó	ABC
ô	ö	ø	Û	Ü	abc
ù	ú	û	ü	Þ	0-9,.
ƒ	ß	ı	İ	Ñ	&?!
Õ	õ	Œ	œ	ƒ	ÄÄä
ţ	ţ	'	_		ÖÖö
CLOSE					

AB

<i>A</i>	<i>B</i>	<i>C</i>	<i>D</i>	<i>E</i>	ABC
<i>F</i>	<i>G</i>	<i>H</i>	<i>I</i>	<i>J</i>	abc
<i>K</i>	<i>L</i>	<i>M</i>	<i>N</i>	<i>O</i>	0-9,.
<i>P</i>	<i>Q</i>	<i>R</i>	<i>S</i>	<i>T</i>	&?!
<i>U</i>	<i>V</i>	<i>W</i>	<i>X</i>	<i>Y</i>	ÄÄä
<i>Z</i>	'	_			ÖÖö
CLOSE					


<i>α</i>	<i>β</i>	<i>γ</i>	<i>δ</i>	<i>ε</i>	ABC
<i>f</i>	<i>g</i>	<i>h</i>	<i>i</i>	<i>j</i>	abc
<i>k</i>	<i>l</i>	<i>m</i>	<i>n</i>	<i>o</i>	0-9,.
<i>p</i>	<i>q</i>	<i>r</i>	<i>s</i>	<i>t</i>	&?!
<i>u</i>	<i>v</i>	<i>w</i>	<i>x</i>	<i>y</i>	ÄÄä
<i>z</i>	'	_			ÖÖö
CLOSE					

<i>0</i>	<i>1</i>	<i>2</i>	<i>3</i>	<i>4</i>	ABC
<i>5</i>	<i>6</i>	<i>7</i>	<i>8</i>	<i>9</i>	abc
<i>#</i>	<i>%</i>	<i>\$</i>	<i>£</i>	<i>€</i>	0-9,.
<i>¥</i>	<i>-</i>	<i>+</i>	<i>×</i>	<i>÷</i>	&?!
<i>=</i>	<i>*</i>	<i>.</i>	<i>,</i>	<i>'</i>	ÄÄä
<i>_</i>					ÖÖö
CLOSE					

&	?	!	@	<	ABC
>	()	[]	abc
/	\	~	:	;	0-9,.
©	®	™	“	”	&?!
”	'	'	'	_	ÄÄä
					ÖÖö
CLOSE					

<i>Â</i>	<i>Ä</i>	<i>Å</i>	<i>à</i>	<i>á</i>	ABC
<i>â</i>	<i>ä</i>	<i>å</i>	<i>ä</i>	<i>æ</i>	abc
<i>æ</i>	<i>Ç</i>	<i>ç</i>	<i>È</i>	<i>É</i>	0-9,.
<i>Ê</i>	<i>Ë</i>	<i>è</i>	<i>é</i>	<i>ê</i>	&?!
<i>ë</i>	<i>Ï</i>	<i>ì</i>	<i>ï</i>	<i>Ð</i>	ÄÄä
<i>Ñ</i>	<i>ñ</i>	'	_		ÖÖö
CLOSE					

<i>Ô</i>	<i>Ö</i>	<i>Ø</i>	<i>ò</i>	<i>ó</i>	ABC
<i>ô</i>	<i>ö</i>	<i>ø</i>	<i>Û</i>	<i>Ü</i>	abc
<i>ù</i>	<i>ú</i>	<i>û</i>	<i>ü</i>	<i>Þ</i>	0-9,.
<i>ƒ</i>	<i>ß</i>	<i>ı</i>	<i>İ</i>	<i>Ñ</i>	&?!
<i>Õ</i>	<i>õ</i>	<i>Œ</i>	<i>œ</i>	<i>ƒ</i>	ÄÄä
<i>ţ</i>	<i>ţ</i>	'	_		ÖÖö
CLOSE					



AB

A	B	C	D	E	ABC
F	G	H	I	J	abc
K	L	M	N	O	0-9..
P	Q	R	S	T	&?!
U	V	W	X	Y	ÄÄä
Z	'	_			ÖÖö
CLOSE					


a	b	c	d	e	ABC
f	g	h	i	j	abc
k	l	m	n	o	0-9..
p	q	r	s	t	&?!
u	v	w	x	y	ÄÄä
z	'	_			ÖÖö
CLOSE					

0	1	2	3	4	ABC
5	6	7	8	9	abc
#	%	\$	£	€	0-9..
¥	-	+	x	÷	&?!
≡	*	o	,	'	ÄÄä
_					ÖÖö
CLOSE					

&	?	!	@	<	ABC
>	()	[]	abc
/	\	~	:	;	0-9..
©	®	™	°	º	&?!
“	”	‘	’	_	ÄÄä
CLOSE					ÖÖö


Â	Ä	Å	à	á	ABC
â	ä	å	ä	æ	abc
æ	Ç	ç	È	É	0-9..
Ê	Ë	è	é	ê	&?!
ë	Ï	ì	ï	Ð	ÄÄä
Ñ	ñ	'	_		ÖÖö
CLOSE					

Ô	Ö	Ø	ò	ó	ABC
ô	ö	ø	û	ü	abc
ù	ú	û	ü	Þ	0-9..
ƒ	ß	ı	ı	Ń	&?!
Ó	ó	œ	œ	ř	ÄÄä
ť	ž	'	_		ÖÖö
CLOSE					



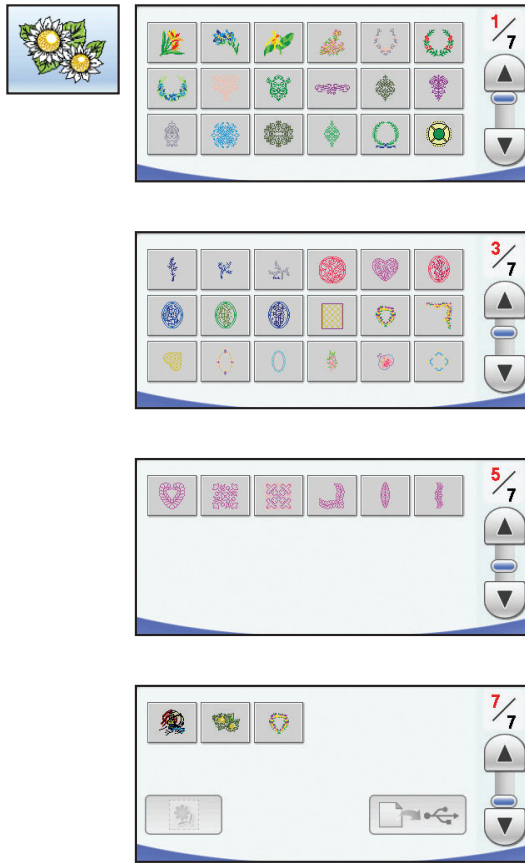
Embroidery Patterns

Broderimønstre



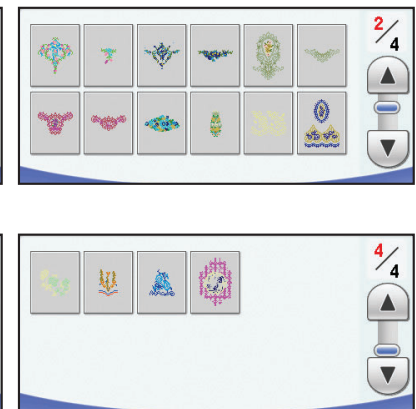

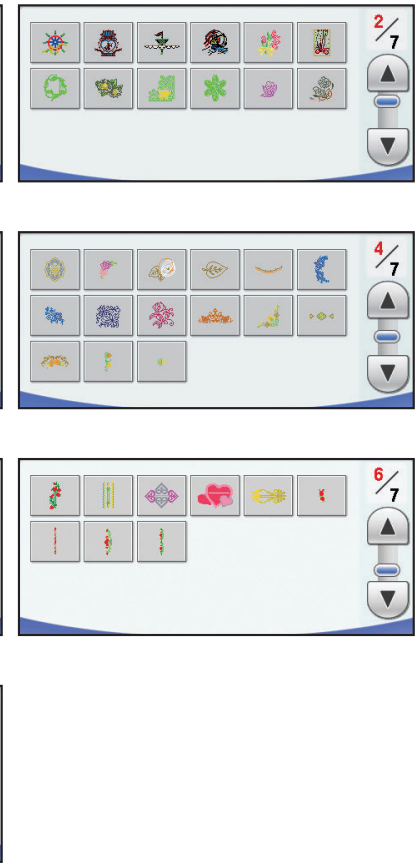
Broderimønstre


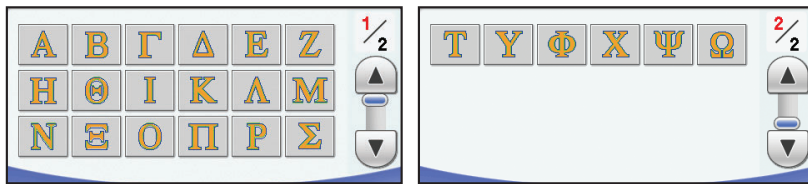
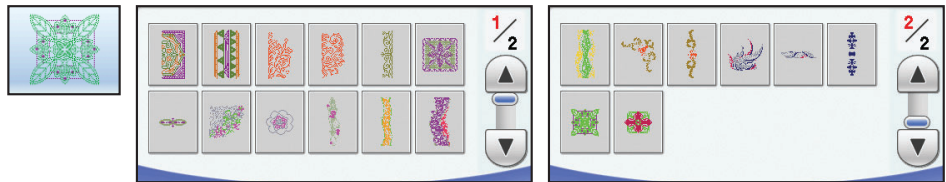
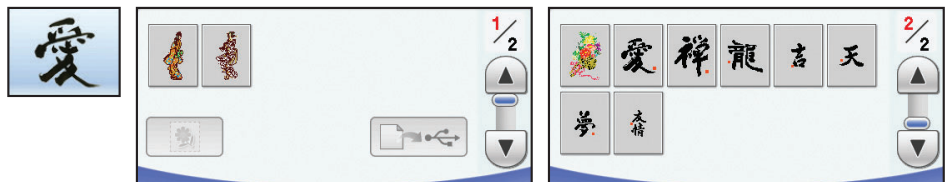
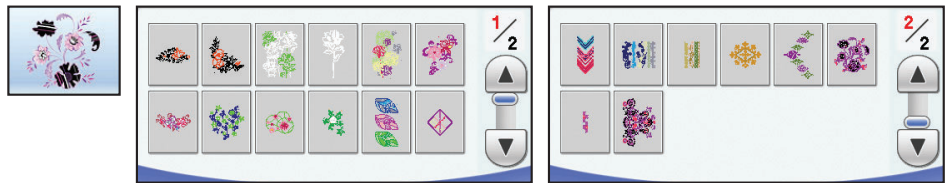
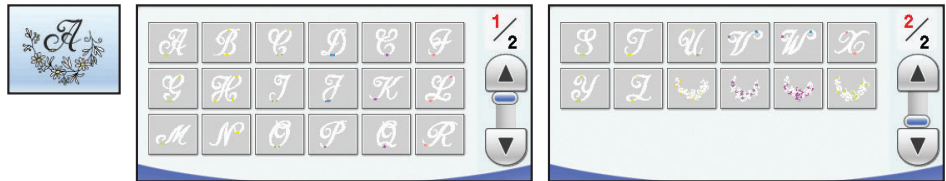
Kirjontakuviot

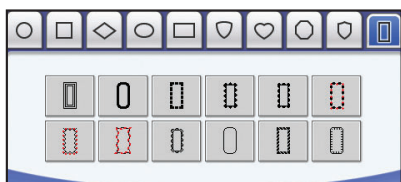
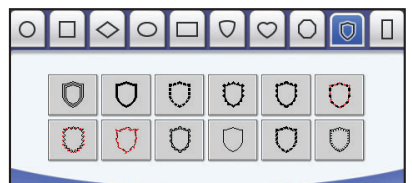
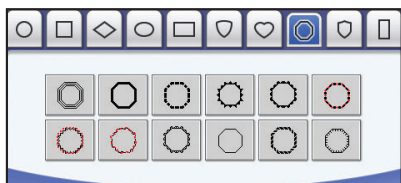
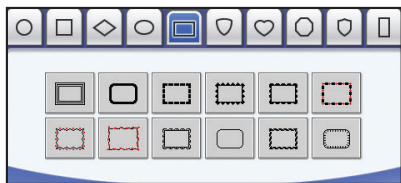

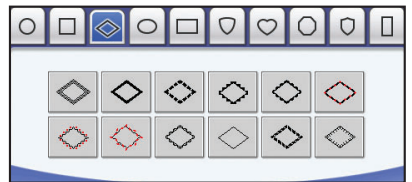
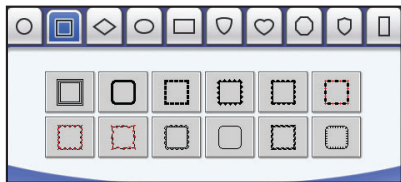
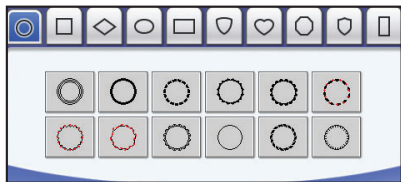
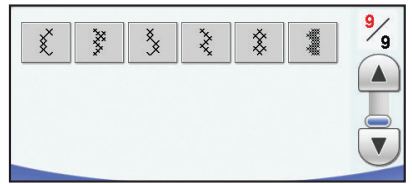









Broderimønster

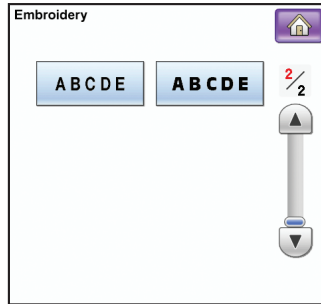
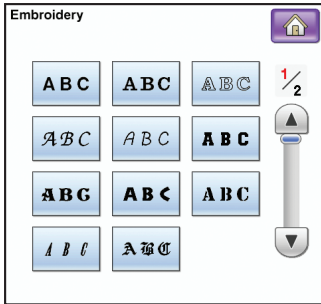
Рисунки вышивки










AA



ABC



ABC





A B C

ABC abc 0-9.. &?! ÄÄä ÖÖö DELETE	ABC abc 0-9.. &?! ÄÄä ÖÖö DELETE	ABC abc 0-9.. &?! ÄÄä ÖÖö DELETE
A B C D E F G H I J K L M N O P Q R S T U V W X Y Z ' _	a b c d e f g h i j k l m n o p q r s t u v w x y z ' _	0 1 2 3 4 5 6 7 8 9 # % \$ £ € ¥ - + × ÷ = * . , ' _
ABC abc 0-9.. &?! ÄÄä ÖÖö DELETE	ABC abc 0-9.. &?! ÄÄä ÖÖö DELETE	ABC abc 0-9.. &?! ÄÄä ÖÖö DELETE
& ? ! @ < > () [] / \ ~ : ; © ® ™ " " " ' ' ' _	Â Ä Å à á â ã ä å Æ æ Ç ç È É Ê Ë è é ê ë Ì ì Í Î Ï Ñ ñ ' _	Ô Õ Ø ò ó ô õ ø Ù Û ù ú û ü Þ þ ß ÿ Ñ Œ œ ř ť ž ' _

A B C

ABC abc 0-9.. &?! ÄÄä ÖÖö DELETE	ABC abc 0-9.. &?! ÄÄä ÖÖö DELETE	ABC abc 0-9.. &?! ÄÄä ÖÖö DELETE
A B C D E F G H I J K L M N O P Q R S T U V W X Y Z ' _	a b c d e f g h i j k l m n o p q r s t u v w x y z ' _	0 1 2 3 4 5 6 7 8 9 # % \$ £ € ¥ - + × ÷ = * . , ' _
ABC abc 0-9.. &?! ÄÄä ÖÖö DELETE	ABC abc 0-9.. &?! ÄÄä ÖÖö DELETE	ABC abc 0-9.. &?! ÄÄä ÖÖö DELETE
& ? ! @ < > () [] / \ ~ : ; © ® ™ " " " ' ' ' _	Â Ä Å à á â ã ä å Æ æ Ç ç È É Ê Ë è é ê ë Ì ì Í Î Ï Ñ ñ ' _	Ô Õ Ø ò ó ô õ ø Ù Û ù ú û ü Þ þ ß ÿ Ñ Œ œ ř ť ž ' _

A B C

ABC abc 0-9.. &?! ÄÄä ÖÖö DELETE	ABC abc 0-9.. &?! ÄÄä ÖÖö DELETE	ABC abc 0-9.. &?! ÄÄä ÖÖö DELETE
A B C D E F G H I J K L M N O P Q R S T U V W X Y Z ' _	a b c d e f g h i j k l m n o p q r s t u v w x y z ' _	0 1 2 3 4 5 6 7 8 9 # % \$ £ € ¥ - + × ÷ = * . , ' _
ABC abc 0-9.. &?! ÄÄä ÖÖö DELETE	ABC abc 0-9.. &?! ÄÄä ÖÖö DELETE	ABC abc 0-9.. &?! ÄÄä ÖÖö DELETE
& ? ! @ < > () [] / \ ~ : ; © ® ™ " " " ' ' ' _	Â Ä Å à á â ã ä å Æ æ Ç ç È É Ê Ë è é ê ë Ì ì Í Î Ï Ñ ñ ' _	Ô Õ Ø ò ó ô õ ø Ù Û ù ú û ü Þ þ ß ÿ Ñ Œ œ ř ť ž ' _



ABC

ABC	abc	0-9..	&?!	ÄÄä	ÖÖö	DELETE			
A	B	C	D	E	F	G	H	I	J
K	L	M	N	O	P	Q	R	S	T
U	V	W	X	Y	Z	'	_		

ABC	abc	0-9..	&?!	ÄÄä	ÖÖö	DELETE			
a	b	c	d	e	f	g	h	i	j
k	l	m	n	o	p	q	r	s	t
u	v	w	x	y	z	'	_		

ABC	abc	0-9..	&?!	ÄÄä	ÖÖö	DELETE			
0	1	2	3	4	5	6	7	8	9
#	%	\$	£	€	¥	-	+	x	÷
=	*	.	,	'	_				

ABC	abc	0-9..	&?!	ÄÄä	ÖÖö	DELETE			
&	?	!	@	<	>	()		
/	\	~	:	:	©	®	™	“	”
”	'	'	'	_					

ABC	abc	0-9..	&?!	ÄÄä	ÖÖö	DELETE			
Â	Ä	Å	à	á	â	ã	ä	å	Æ
æ	Ç	ç	È	É	Ê	Ë	è	é	ê
ë	Ï	ì	ï	Ð	Ñ	ñ	'	_	

ABC	abc	0-9..	&?!	ÄÄä	ÖÖö	DELETE			
Ô	Ö	Ø	ò	ó	ô	ö	ø	Û	Ü
ù	ú	û	ü	Þ	þ	ß	ı	İ	Ń
Ō	ó	œ	œ	í	í	í	'	_	

A B C

ABC	abc	0-9..	&?!	ÄÄä	ÖÖö	DELETE			
A	B	C	D	E	F	G	H	I	J
K	L	M	N	O	P	Q	R	S	T
U	V	W	X	Y	Z	'	_		

ABC	abc	0-9..	&?!	ÄÄä	ÖÖö	DELETE			
a	b	c	d	e	f	g	h	i	j
k	l	m	n	o	p	q	r	s	t
u	v	w	x	y	z	'	_		

ABC	abc	0-9..	&?!	ÄÄä	ÖÖö	DELETE			
0	1	2	3	4	5	6	7	8	9
#	%	\$	£	€	¥	-	+	x	÷
=	*	.	,	'	_				

ABC	abc	0-9..	&?!	ÄÄä	ÖÖö	DELETE			
&	?	!	@	<	>	()		
/	\	~	:	:	©	®	™	“	”
”	'	'	'	_					

ABC	abc	0-9..	&?!	ÄÄä	ÖÖö	DELETE			
Â	Ä	Å	à	á	â	ã	ä	å	Æ
æ	Ç	ç	È	É	Ê	Ë	è	é	ê
ë	Ï	ì	ï	Ð	Ñ	ñ	'	_	

ABC	abc	0-9..	&?!	ÄÄä	ÖÖö	DELETE			
Ô	Ö	Ø	ò	ó	ô	ö	ø	Û	Ü
ù	ú	û	ü	Þ	þ	ß	ı	İ	Ń
Ō	ó	œ	œ	í	í	í	'	_	

A B C

ABC	abc	0-9..	&?!	DELETE					
À	Á	Â	Ã	Ä	Å	Æ	Ç	È	É
Ê	Ë	Ì	Í	Î	Ï	Ð	Ñ	Ò	Ó
Ô	Õ	Ö	×	Ø	Ù	Ú	Û	Ü	Ý

ABC	abc	0-9..	&?!	DELETE					
a	b	c	d	e	f	g	h	i	j
k	l	m	n	o	p	q	r	s	t
u	v	w	x	y	z	'	_		

ABC	abc	0-9..	&?!	DELETE					
0	1	2	3	4	5	6	7	8	9
-	=	.	,	'	_				

ABC	abc	0-9..	&?!	DELETE					
&	?	!	<	>			/	\	~
:	:	“	”	'	'	_			



ABCDE

ABC	abc	0-9..	&?!	ÄÄä	ÖÖö	DELETE			
A	B	C	D	E	F	G	H	I	J
K	L	M	N	O	P	Q	R	S	T
U	V	W	X	Y	Z	'	_		

ABC	abc	0-9..	&?!	ÄÄä	ÖÖö	DELETE			
a	b	c	d	e	f	g	h	i	j
k	l	m	n	o	p	q	r	s	t
u	v	w	x	y	z	'	_		

ABC	abc	0-9..	&?!	ÄÄä	ÖÖö	DELETE			
0	1	2	3	4	5	6	7	8	9
#	%	\$	£	€	¥	-	+	x	÷
=	*	.	,	'	_				

ABC	abc	0-9..	&?!	ÄÄä	ÖÖö	DELETE			
&	?	!	@	<	>	()	[]
/	\	~	:	;	©	®	™	“	”
"	'	'	'	'	_				

ABC	abc	0-9..	&?!	ÄÄä	ÖÖö	DELETE			
Â	Ã	Ä	à	á	â	ã	ä	å	Æ
æ	Ç	ç	È	É	Ê	Ë	è	é	ê
ë	Ï	ì	ï	Ð	Ñ	ñ	'	_	

ABC	abc	0-9..	&?!	ÄÄä	ÖÖö	DELETE			
Ô	Ö	Ø	ò	ó	ô	ö	ø	Ù	Û
ù	ú	û	ü	þ	ƒ	ı	ı	Ń	
Ō	ó	œ	œ	í	ı	ı	'	_	

ABCDE

ABC	abc	0-9..	&?!	ÄÄä	ÖÖö	DELETE			
A	B	C	D	E	F	G	H	I	J
K	L	M	N	O	P	Q	R	S	T
U	V	W	X	Y	Z	'	_		

ABC	abc	0-9..	&?!	ÄÄä	ÖÖö	DELETE			
a	b	c	d	e	f	g	h	i	j
k	l	m	n	o	p	q	r	s	t
u	v	w	x	y	z	'	_		

ABC	abc	0-9..	&?!	ÄÄä	ÖÖö	DELETE			
0	1	2	3	4	5	6	7	8	9
#	%	\$	£	€	¥	-	+	x	÷
=	*	.	,	'	_				

ABC	abc	0-9..	&?!	ÄÄä	ÖÖö	DELETE			
&	?	!	@	<	>	()	[]
/	\	~	:	;	©	®	™	“	”
"	'	'	'	'	_				

ABC	abc	0-9..	&?!	ÄÄä	ÖÖö	DELETE			
Â	Ã	Ä	à	á	â	ã	ä	å	Æ
æ	Ç	ç	È	É	Ê	Ë	è	é	ê
ë	Ï	ì	ï	Ð	Ñ	ñ	'	_	

ABC	abc	0-9..	&?!	ÄÄä	ÖÖö	DELETE			
Ô	Ö	Ø	ò	ó	ô	ö	ø	Ù	Û
ù	ú	û	ü	þ	ƒ	ı	ı	Ń	
Ō	ó	œ	œ	í	ı	ı	'	_	



Summary of Stitch Patterns
Oppsummering sømmer
Översikt av sömmar
Oversigt over de indbyggede stingtyper
Yhteenveto ommelkuvioista
Рисунки строчек



Embroidery Pattern Color Change Table

Broderimønster färgändringstabell

Kirjontakuvioiden värinvaihtotaulukko

Fargeoppsett broderimønstre

Översikt over de indbyggede broderimønstre med farver

Таблица смены цвета нитей для рисунка вышивки

Embroidery patterns
Broderimønstre

Broderimønstre
Kirjontakuviot

Broderimønstre
Рисунки вышивки



Design patterns

Designmønstre

Designmønstre

Designmønstre

Kirjontakuviot

Создание рисунков

No.1 16 min

1	(513)
2	(507)
3	(205)
4	(209)
5	(800)
6	(513)

Time required for embroidering
Tidforbruk for brodering
Tidsåtgång för broderiet
Tidsforbrug for broderi
Kirjontaan kuluva aika
Время, необходимое для вышивания

Embroidery thread color number
Nummer for broderitrådfargen
Brodertrådens färgnummer
Trådfarvenummer for broderi
Kirjontalangan värin numero
Номер цвета нити для вышивания

Embroidery size
Broderistørrelse
Broderiets storlek
Broderistørrelse
Kirjonnan koko
Размер вышивания

Order to embroider
Broderingsrekkefølge
Ordningsskjöld vid brodering
Rækkefølge for broderi
Kirjontajärjestys
Порядок вышивания

Embroidery thread color
Broderitrådfarge
Brodertrådens färg
Trådfarve for broderi
Kirjontalangan värin
Цвет нити для вышивания

9.6 cm ↔ 9.3 cm

No.10 3 min

1	(620)
---	-------

3.1 cm ↔ 9.5 cm

No.11 11 min

1	(707)
---	-------

9.6 cm ↔ 6.6 cm

No.2 14 min

1	(502)
2	(534)
3	(502)
4	(019)
5	(405)
6	(208)

9.3 cm ↔ 9.6 cm

No.6 3 min

1	(507)
2	(800)

5.3 cm ↔ 5.8 cm

No.12 9 min

1	(620)
---	-------

9.5 cm ↔ 6.7 cm

No.3 13 min

1	(507)
2	(513)
3	(205)
4	(209)
5	(030)

7.7 cm ↔ 9.1 cm

No.7 10 min

1	(502)
2	(010)
3	(513)
4	(507)
5	(019)
6	(405)

6.8 cm ↔ 8.6 cm

No.13 6 min

1	(070)
---	-------

9.6 cm ↔ 5.1 cm

No.4 15 min

1	(513)
2	(323)
3	(085)
4	(323)
5	(205)

9.3 cm ↔ 9.6 cm

No.8 12 min

1	(079)
---	-------

9.0 cm ↔ 8.5 cm

No.14 7 min

1	(019)
---	-------

8.3 cm ↔ 9.6 cm

No.5 3 min

1	(070)
2	(079)

6.9 cm ↔ 6.3 cm

No.9 11 min

1	(507)
---	-------

9.5 cm ↔ 8.8 cm

No.15 7 min

1	(707)
---	-------

7.8 cm ↔ 8.7 cm



No.16

3 min

- | | | |
|-------------------|-------|-------|
| 1 | Green | (515) |
| ↓ 7.5 cm ↔ 4.2 cm | | |



No.22

30 min

- | | | |
|---------------------|--------|-------|
| 1 | Blue | (019) |
| 2 | Blue | (405) |
| 3 | Yellow | (214) |
| 4 | Red | (800) |
| 5 | Black | (900) |
| ↓ 14.2 cm ↔ 11.6 cm | | |



No.26

12 min

- | | | |
|---------------------|--------|-------|
| 1 | Yellow | (334) |
| 2 | Orange | (354) |
| 3 | Green | (444) |
| 4 | Black | (747) |
| 5 | Yellow | (334) |
| 6 | Orange | (354) |
| 7 | Green | (444) |
| 8 | Black | (747) |
| ↓ 10.0 cm ↔ 12.9 cm | | |

Country



No.17

4 min

- | | | |
|-------------------|-------|-------|
| 1 | Green | (515) |
| 2 | Blue | (405) |
| ↓ 6.6 cm ↔ 6.3 cm | | |



No.23

48 min

- | | | |
|---------------------|--------|-------|
| 1 | Green | (513) |
| 2 | Green | (515) |
| 3 | Yellow | (205) |
| 4 | Yellow | (010) |
| 5 | Orange | (208) |
| 6 | Pink | (085) |
| 7 | Pink | (810) |
| 8 | White | (001) |
| 9 | Pink | (086) |
| 10 | Purple | (612) |
| 11 | Red | (800) |
| ↓ 16.7 cm ↔ 12.3 cm | | |



No.27

38 min

- | | | |
|-------------------|--------|-------|
| 1 | Green | (509) |
| 2 | Yellow | (206) |
| ↓ 9.6 cm ↔ 9.6 cm | | |



No.18

14 min

- | | | |
|-------------------|--------|-------|
| 1 | Green | (534) |
| 2 | Yellow | (010) |
| 3 | Yellow | (205) |
| 4 | Black | (900) |
| ↓ 6.2 cm ↔ 6.3 cm | | |



No.28

24 min

- | | | |
|-------------------|-------|-------|
| 1 | Green | (513) |
| ↓ 9.5 cm ↔ 8.2 cm | | |



No.19

9 min

- | | | |
|-------------------|--------|-------|
| 1 | Green | (515) |
| 2 | Blue | (405) |
| 3 | Red | (800) |
| 4 | Yellow | (328) |
| ↓ 8.4 cm ↔ 8.8 cm | | |



No.24

23 min

- | | | |
|---------------------|--------|-------|
| 1 | Yellow | (214) |
| 2 | Black | (058) |
| 3 | Black | (900) |
| 4 | Red | (800) |
| 5 | Blue | (070) |
| 6 | Green | (502) |
| ↓ 16.6 cm ↔ 10.3 cm | | |



No.29

3 min

- | | | |
|-------------------|--------|-------|
| 1 | Purple | (623) |
| 2 | Yellow | (370) |
| 3 | Purple | (623) |
| ↓ 5.2 cm ↔ 6.1 cm | | |

Country



No.20

20 min

- | | | |
|-------------------|-------|-------|
| 1 | Red | (800) |
| 2 | Blue | (019) |
| 3 | Black | (058) |
| 4 | Blue | (019) |
| 5 | Black | (058) |
| 6 | Blue | (019) |
| 7 | Black | (058) |
| ↓ 8.9 cm ↔ 9.4 cm | | |



No.25

11 min

- | | | |
|---------------------|-------|-------|
| 1 | Green | (444) |
| 2 | Green | (463) |
| ↓ 13.2 cm ↔ 12.6 cm | | |

Country

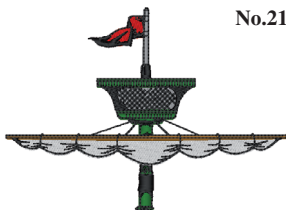


No.30

11 min

- | | | |
|-------------------|-------|-------|
| 1 | Pink | (122) |
| 2 | Black | (747) |
| 3 | Blue | (015) |
| ↓ 9.1 cm ↔ 9.5 cm | | |

Country



No.21

16 min

- | | | |
|---------------------|--------|-------|
| 1 | Red | (800) |
| 2 | Grey | (005) |
| 3 | Green | (515) |
| 4 | Black | (900) |
| 5 | White | (001) |
| 6 | Orange | (323) |
| 7 | Black | (900) |
| ↓ 11.0 cm ↔ 15.2 cm | | |

Embroidery Pattern Color Change Table
 Fargeoppsett broderimønstre
 Broderimønster färgändringstabell
 Oversigt over de indbyggede broderimønstre med farver
 Kirjontakuvioiden väri vaihtotaulukko
 Таблица смены цвета нитей для рисунка вышивки



No.31 **2 min**

1		(575)
---	--	-------

↓ 9.6 cm ↔ 3.9 cm

Country



● **No.36** **29 min**

1		(107)
2		(086)

↓ 20.4 cm ↔ 15.4 cm



No.41 **20 min**

1		(515)
2		(810)
3		(206)
4		(620)

↓ 10.1 cm ↔ 10.3 cm



No.32 **2 min**

1		(586)
---	--	-------

↓ 6.3 cm ↔ 4.6 cm

Country



● **No.37** **27 min**

1		(405)
2		(420)

↓ 20.4 cm ↔ 15.4 cm



No.33 **2 min**

1		(015)
2		(575)

↓ 6.7 cm ↔ 6.6 cm

Country



● **No.38** **29 min**

1		(517)
2		(515)

↓ 20.4 cm ↔ 15.4 cm



No.34 **7 min**

1		(024)
---	--	-------

↓ 8.8 cm ↔ 9.0 cm

Country



● **No.39** **28 min**

1		(007)
2		(405)

↓ 20.4 cm ↔ 15.4 cm




No.35 **6 min**

1		(623)
---	--	-------

↓ 6.7 cm ↔ 7.4 cm

Country




No.40 **20 min**

1		(328)
2		(620)

↓ 19.4 cm ↔ 15.5 cm

Patterns marked with ● were rotated 90°.
 Mønstre som er markert med ● ble rotert 90°.
 Mönster märkta med ● har roterats 90°.
 Mönstre markeret med ● blev drejet 90°.
 ●-merkillä varustettuja kuvioita on käännetty 90 astetta.
 Рисунки, отмеченные знаком ●, повернуты на 90°.



No.42 **26 min**

1	(515)
2	(810)
3	(206)
4	(620)

↓ 15.6 cm ↔ 15.6 cm

No.46 **14 min**

1	(509)
2	(804)
3	(085)

↓ 11.9 cm ↔ 6.4 cm

★ No.51 **5 min**

1	× (335)
2	× (473)
3	× (473)
4	× (473)
5	(255)
6	× (335)
7	× (335)
8	(336)
9	(000)
10	(255)

↓ 6.8 cm ↔ 8.5 cm

Country

No.47 **9 min**

1	(804)
2	(810)
3	(607)
4	(017)
5	(085)
6	(086)
7	(027)

↓ 6.3 cm ↔ 6.4 cm

★ No.52 **2 min**

1	× (473)
2	(473)
3	× (473)
4	(255)

↓ 4.3 cm ↔ 6.7 cm

Country

No.43 **6 min**

1	(328)
---	-------

↓ 8.0 cm ↔ 7.7 cm

No.48 **11 min**

1	(017)
2	(019)
3	(027)
4	(124)

↓ 14.9 cm ↔ 14.8 cm

No.53 **1 min**

1	(255)
2	(336)

↓ 2.5 cm ↔ 9.6 cm

Country

No.44 **16 min**

1	(124)
2	(612)
3	(017)

↓ 21.7 cm ↔ 14.7 cm

No.49 **19 min**

1	(328)
2	(214)
3	(070)
4	(513)
5	(124)
6	(214)

↓ 12.0 cm ↔ 9.5 cm

No.54 **6 min**

1	(512)
2	(003)
3	(564)

↓ 7.0 cm ↔ 4.1 cm

Country

No.50 **11 min**

1	(124)
2	(085)
3	(810)
4	(612)
5	(513)
6	(214)

↓ 7.5 cm ↔ 7.5 cm

No.55 **4 min**

1	(003)
2	(512)
3	(564)

↓ 4.0 cm ↔ 4.4 cm

Country

No.45 **7 min**

1	(085)
2	(017)

↓ 15.0 cm ↔ 9.9 cm

No.56 **3 min**

1	(575)
---	-------

↓ 6.8 cm ↔ 6.9 cm

Country

No.57 **3 min**

1	(126)
---	-------

↓ 8.7 cm ↔ 8.0 cm

Country

Embroidery Pattern Color Change Table
 Fargeoppsett broderimønstre
 Broderimønster färgändringstabell
 Oversigt over de indbyggede broderimønstre med farver
 Kirjontakuvioiden värinvaihtotaulukko
 Таблица смены цвета нитей для рисунка вышивки




No.58

13 min	
1	(334)
2	(224)
3	(334)
4	(512)
5	(224)

↕ 7.8 cm ↔ 17.6 cm

Country



★ No.60

12 min	
1	(513)
2	(513)
3	(513)
4	(513)
5	(348)
6	(323)
7	(206)

↕ 5.7 cm ↔ 14.7 cm



No.62

5 min	
1	(126)
2	(206)
3	(513)
4	(337)

↕ 10.0 cm ↔ 3.3 cm



No.59

18 min	
1	(348)
2	(337)
3	(126)
4	(206)
5	(513)

↕ 14.0 cm ↔ 13.7 cm



★ No.61

21 min	
1	(348)
2	(348)
3	(348)
4	(348)
5	(323)
6	(513)
7	(126)
8	(209)
9	(030)
10	(206)

↕ 6.7 cm ↔ 14.4 cm



No.63

2 min	
1	(206)
2	(513)

↕ 3.3 cm ↔ 2.9 cm

Quilt patterns


Quiltemønstre

Quiltemønstre

Tilkkutyökuviot

Quiltade mönster


Рисунки для выстегиwania



No.64

2 min	
1	(612)

↕ 12.5 cm ↔ 12.6 cm



No.67

1 min	
1	(612)


↕ 12.6 cm ↔ 12.6 cm



No.69

1 min	
1	(612)


↕ 17.6 cm ↔ 5.7 cm



No.65

2 min	
1	(612)


↕ 12.5 cm ↔ 12.5 cm



No.68

1 min	
1	(612)

↕ 17.6 cm ↔ 6.3 cm



No.66

2 min	
1	(612)
2	(810)

↕ 12.6 cm ↔ 12.6 cm

- ★ Refer to the operation manual for the embroidery machine for details on how to embroider appliqué.
- ★ Se bruksanvisningen for broderimaskinen for informasjon om hvordan du broderer applikasjoner.
- ★ Information om hur du broderar applikationer finns i brodermaskinens bruksanvisning.
- ★ Se i bruksanvisningen til broderimaskinen for at få opplysninger om, hvordan man broderer applikationer.
- ★ Katso kirjontakoneen ohjekirjasta yksityiskohtaiset ohjeet applikoituvien kirjontaan.
- ★ Подробные инструкции по вышиванию аппликаций см. в Руководстве по эксплуатации.

Decorative buttonhole patterns

Dekorative knapphullmønstre

Dekorativa knapphålsmönster

Dekorative knaphulsmønstre

Koristenapinläpikuviot

Декоративные рисунки для обметывания петель

Note : Touch  key in design selection screen to select one of the three sizes.

Bemerk: Berør -tasten på designvalgsskjermen for å velge en av tre størrelser.

Obs!: Tryck på -knappen på skärmen för val av design när du ska välja en av de tre storlekarna.




Bemærk: Rør ved tasten  på skærmen, for at vælge en af de tre størrelser.

Huom!: Valitse jokin kolmesta koosta painamalla kuvioiden valintanäytön -painiketta.

Примечание. Чтобы выбрать один из трех имеющихся размеров, прикоснитесь к кнопке  на экране выбора рисунка.






No.70 **2 min**

1		(507)
2		(800)
3		(507)

L: \downarrow 5.6 cm \leftrightarrow 2.7 cm
M: \downarrow 5.1 cm \leftrightarrow 2.6 cm
S: \downarrow 4.6 cm \leftrightarrow 2.5 cm







No.72 **4 min**

1		(070)
2		(612)
3		(005)

L: \downarrow 5.5 cm \leftrightarrow 7.4 cm
M: \downarrow 5.5 cm \leftrightarrow 7.1 cm
S: \downarrow 5.0 cm \leftrightarrow 6.0 cm







No.74 **3 min**

1		(214)
2		(208)
3		(328)
4		(214)

L: \downarrow 2.8 cm \leftrightarrow 6.7 cm
M: \downarrow 2.7 cm \leftrightarrow 6.4 cm
S: \downarrow 2.5 cm \leftrightarrow 5.9 cm







No.71 **2 min**

1		(513)
2		(019)
3		(208)
4		(513)

L: \downarrow 6.5 cm \leftrightarrow 2.2 cm
M: \downarrow 5.9 cm \leftrightarrow 2.0 cm
S: \downarrow 5.4 cm \leftrightarrow 2.0 cm



No.73 **5 min**

1		(086)
2		(085)
3		(070)
4		(086)

L: \downarrow 3.8 cm \leftrightarrow 4.8 cm
M: \downarrow 3.6 cm \leftrightarrow 4.6 cm
S: \downarrow 3.3 cm \leftrightarrow 4.3 cm

Border patterns

Border

Bårdmönster



Kantmønstre

Reunakuviot

Рисунки для окаймления изделий





No.75 **1 min**

1		(513)
2		(800)

\downarrow 2.5 cm \leftrightarrow 1.4 cm






No.76 **4 min**

1		(513)
2		(800)

\downarrow 15.1 cm \leftrightarrow 1.4 cm






No.77 **2 min**

1		(513)
2		(800)
3		(070)

\downarrow 7.9 cm \leftrightarrow 2.3 cm



No.78 **5 min**

1		(513)
2		(800)
3		(070)

\downarrow 15.8 cm \leftrightarrow 2.3 cm

Embroidery Pattern Color Change Table
Fargeoppsett broderimønstre
Broderimønster färgändringstabell
Oversigt over de indbyggede broderimønstre med farver
Kirjontakuvioiden värinvaihtotaulukko
Таблица смены цвета нитей для рисунка вышивки

Designs using the Print and Stitch function

Designs som använder funktionen Skriva ut och sy

Tulosta ja kirjaile -toiminnon kuviot

Designer ved hjelp av utskrift-og-søm-funksjonen

Designs der bruker funktionen Print/Broderi

Рисунки, созданные при помощи функции „Печать и вышивка“



Background image
Bakgrunnsbilde
Bakgrunnsbild
Baggrundsbillede
Taustakuva
Изображение фона



No.79

30 min

1	Blue	(019)
2	Dark Blue	(405)
3	Yellow	(214)
4	Red	(800)
5	Black	(900)

↓ 14.2 cm ↔ 11.6 cm

Embroidery pattern
Broderimønster
Brodermønster
Broderimønster
Kirjottava kuvio
Рисунок вышивки



No.80

12 min

1	Yellow	(334)
2	Orange	(354)
3	Light Green	(444)
4	Black	(747)
5	Yellow	(334)
6	Orange	(354)
7	Light Green	(444)
8	Black	(747)

↓ 10.0 cm ↔ 12.9 cm

Country



No.81

20 min

1	Green	(515)
2	Pink	(810)
3	Yellow	(206)
4	Purple	(620)

↓ 10.1 cm ↔ 10.3 cm



Refer to the operation manual for the sewing machine for details on how to embroider print and stitch patterns.


Se bruksanvisningen for symaskinen for informasjon om hvordan du brodere utskrift-og-søm-mønstre.

Information om hur du broderar skriva ut och sy-mönster finns i brodermaskinens bruksanvisning.

Se i bruksanvisningen til symaskinen for at få opplysninger om, hvordan man broderer print/broderi-mønstre.

Katso kirjontakoneen ohjekirjasta yksityiskohtaiset ohjeet kuinka kirjailet tulosta ja kirjaile -kuvioit.

Подробные инструкции по вышиванию рисунков с использованием функции „Печать и вышивка“ см. в Руководстве по эксплуатации.



Brother "Exclusives" Vintage designs

Brother "Exclusives" Vintage-designs

Brother "Exclusives"-vintagedesigner

Brother "Exclusives" kuvioita menneiltä vuosikymmeniltä

"Exklusiva" gammaldags mönster från Brother

Коллекция Brother Классические рисунки



No.1 58 min

1	(019)
2	(017)
3	(420)
4	(019)
5	(420)

↓ 28.6 cm ↔ 17.0 cm



No.3 55 min

1	(328)
2	(214)
3	(019)
4	(330)
5	(348)
6	(079)
7	(328)
8	(019)
9	(017)
10	(330)
11	(348)
12	(079)
13	(330)
14	(348)
15	(019)
16	(079)
17	(214)
18	(019)
19	(206)

↓ 23.8 cm ↔ 18.4 cm



No.6 18 min

1	(348)
2	(214)
3	(339)
4	(843)

↓ 24.5 cm ↔ 6.6 cm



No.2 27 min

1	(019)
2	(420)
3	(017)
4	(019)
5	(017)
6	(420)

↓ 28.2 cm ↔ 8.5 cm



No.4 10 min

1	(328)
2	(019)
3	(017)
4	(330)
5	(348)
6	(079)
7	(214)
8	(019)
9	(206)

↓ 8.7 cm ↔ 13.1 cm



No.7 11 min

1	(214)
2	(339)

↓ 14.4 cm ↔ 6.6 cm



No.8 16 min

1	(406)
2	(323)
3	(330)
4	(323)
5	(330)
6	(406)
7	(542)
8	(328)

↓ 9.1 cm ↔ 9.3 cm



No.5 47 min

1	(348)
2	(214)
3	(339)
4	(843)
5	(348)
6	(214)
7	(339)
8	(843)

↓ 25.8 cm ↔ 16.3 cm



No.9 14 min

1	(405)
2	(348)
3	(107)
4	(058)
5	(517)
6	(405)
7	(107)
8	(328)
9	(307)
10	(348)
11	(058)
12	(405)

↓ 8.1 cm ↔ 9.7 cm

Embroidery Pattern Color Change Table
 Fargeoppsett broderimønstre
 Broderimønster färgändringstabell
 Oversigt over de indbyggede broderimønstre med farver
 Kirjontakuvioiden värienvaihtotaulukko
 Таблица смены цвета нитей для рисунка вышивки



No.10

31 min	
1	(405)
2	(348)
3	(107)
4	(058)
5	(517)
6	(405)
7	(107)
8	(328)
9	(348)
10	(307)
11	(348)
12	(058)
13	(405)

↓ 17.4 cm ↔ 9.7 cm



No.13

17 min	
1	(017)
2	(019)
3	(513)
4	(812)
5	(017)
6	(612)
7	(085)
8	(017)
9	(019)
10	(513)
11	(812)
12	(017)
13	(612)
14	(085)
15	(513)
16	(017)
17	(019)
18	(812)
19	(017)
20	(085)
21	(612)

↓ 13.3 cm ↔ 12.5 cm



No.17

23 min	
1	(005)
2	(517)
3	(843)
4	(348)
5	(323)
6	(079)
7	(707)
8	(817)
9	(707)
10	(005)
11	(817)
12	(079)

↓ 13.4 cm ↔ 9.3 cm



No.11

19 min	
1	(399)
2	(214)
3	(399)
4	(214)
5	(399)

↓ 26.5 cm ↔ 19.5 cm



No.14

2 min	
1	(513)
2	(812)
3	(017)
4	(085)
5	(612)

↓ 2.7 cm ↔ 2.6 cm



No.18

6 min	
1	(005)
2	(817)
3	(079)


↓ 4.0 cm ↔ 9.3 cm



No.19

21 min	
1	(333)
2	(515)
3	(843)
4	(607)
5	(620)
6	(612)
7	(620)

↓ 9.6 cm ↔ 14.0 cm



No.15

26 min	
1	(517)
2	(019)
3	(007)
4	(405)
5	(007)
6	(019)
7	(214)
8	(517)
9	(019)
10	(405)
11	(007)
12	(214)

↓ 15.2 cm ↔ 19.1 cm



No.20

10 min	
1	(612)
2	(333)
3	(612)
4	(620)

↓ 5.6 cm ↔ 12.3 cm



No.12

13 min	
1	(517)
2	(323)
3	(085)
4	(001)
5	(019)
6	(017)
7	(214)
8	(019)
9	(323)
10	(214)
11	(517)

↓ 8.7 cm ↔ 5.6 cm



No.16

7 min	
1	(019)
2	(405)
3	(007)
4	(517)
5	(405)
6	(019)
7	(007)
8	(214)


↓ 3.6 cm ↔ 9.3 cm



No.21

16 min	
1	(515)
2	(534)
3	(323)
4	(328)
5	(348)
6	(007)
7	(019)
8	(017)
9	(007)

↓ 4.8 cm ↔ 9.7 cm



No.22

15 min	
1	(399)
2	(005)
3	(515)
4	(534)
5	(323)
6	(079)
7	(019)
8	(017)
9	(328)
10	(348)
11	(328)
12	(323)


↓ 10.1 cm ↔ 4.6 cm



No.26

46 min	
1	(328)
2	(070)
3	(843)
4	(620)
5	(613)

↓ 19.4 cm ↔ 19.6 cm



No.30

43 min	
1	(405)
2	(107)
3	(507)
4	(206)
5	(107)
6	(405)
7	(206)
8	(019)
9	(507)
10	(107)
11	(405)
12	(507)
13	(206)
14	(019)
15	(107)
16	(405)
17	(507)
18	(206)
19	(019)

↓ 22.9 cm ↔ 17.2 cm



No.23

9 min	
1	(843)

↓ 8.0 cm ↔ 10.4 cm



No.27

9 min	
1	(515)
2	(542)
3	(214)
4	(800)
5	(420)
6	(406)
7	(800)

↓ 5.9 cm ↔ 14.4 cm



No.24

23 min	
1	(348)
2	(405)
3	(406)
4	(348)
5	(405)
6	(406)

↓ 16.3 cm ↔ 11.9 cm



No.28

1 min	
1	(515)
2	(420)
3	(542)
4	(800)
5	(214)

↓ 2.1 cm ↔ 1.8 cm



No.31

6 min	
1	(107)
2	(507)
3	(405)
4	(206)
5	(019)
6	(405)
7	(107)
8	(507)
9	(206)

↓ 10.6 cm ↔ 5.4 cm

Guideline for the collar
Hjælpelinje for krage
Riktlinje för krage
Hjælpelinje til kraven
Pääntien reuna
Контрольная линия для ворота



No.29

15 min	
1	(515)
2	(542)
3	(214)
4	(800)
5	(420)
6	(406)
7	(515)
8	(542)
9	(214)
10	(800)
11	(406)
12	(420)
13	(515)
14	(542)
15	(214)
16	(800)
17	(406)
18	(420)
19	(800)
20	(406)
21	(399)

↓ 14.5 cm ↔ 14.8 cm



No.32

51 min	
1	(800)
2	(209)
3	(205)
4	(513)
5	(507)
6	(614)
7	(405)

↓ 22.6 cm ↔ 19.8 cm



No.25

78 min	
1	(070)
2	(843)
3	(328)
4	(620)
5	(613)

↓ 18.0 cm ↔ 18.7 cm



No.33

20 min	
1	(507)
2	(513)
3	(205)
4	(800)
5	(209)
6	(614)
7	(405)

↓ 23.0 cm ↔ 10.3 cm

Embroidery Pattern Color Change Table
 Fargeoppsett broderimønstre
 Broderimønster färgändringstabell
 Oversigt over de indbyggede broderimønstre med farver
 Kirjontakuvioiden väriinvaihtotaulukko
 Таблица смены цвета нитей для рисунка вышивки


● No.34 15 min



1	(507)
2	(513)
3	(614)
4	(405)

↕ 21.8 cm ↔ 7.4 cm


No.37 9 min



1	(399)
2	(542)
3	(399)

↕ 7.9 cm ↔ 9.5 cm


No.40 23 min



1	(612)
2	(399)
3	(007)
4	(070)

↕ 23.0 cm ↔ 16.3 cm


No.35 7 min



1	(205)
2	(800)
3	(209)
4	(507)
5	(513)
6	(614)
7	(405)

↕ 4.1 cm ↔ 9.2 cm


No.38 5 min



1	(420)
2	(030)
3	(337)
4	(330)
5	(420)
6	(307)

↕ 9.0 cm ↔ 5.8 cm


No.36 17 min



1	(085)
2	(502)
3	(019)
4	(208)
5	(085)
6	(017)
7	(405)
8	(502)
9	(001)
10	(019)
11	(208)

↕ 7.1 cm ↔ 7.0 cm


No.39 11 min



1	(019)
2	(405)

↕ 9.6 cm ↔ 9.9 cm

Patterns marked with ● were rotated 90°.
 Mønstre som er markert med ● ble rotert 90°.
 Mønster märkta med ● har roterats 90°.
 Mønstre markeret med ● blev drejet 90°.
 ●-merkillä varustettuja kuvioita on käännetty 90 astetta.
 Рисунки, отмеченные знаком ●, повернуты на 90°.



Brother "Exclusives" Monogram designs

Brother "Exclusives"-monogramdesigner

"Exklusiva" monogram-mönster från Brother

Brother "Exclusives" Monogram-designs

Brother "Exclusives" nimikointikuviot

Коллекция Brother Рисунок для монограмм



No.1 **3 min**

1	(000)
2	(461)
3	(442)

↓ 3.9 cm ↔ 4.6 cm

Country



No.6 **2 min**

1	(000)
2	(152)
3	(155)

↓ 3.8 cm ↔ 3.4 cm

Country



No.11 **2 min**

1	(000)
2	(604)
3	(623)

↓ 3.8 cm ↔ 5.1 cm

Country



No.2 **3 min**

1	(000)
2	(331)
3	(334)

↓ 3.9 cm ↔ 4.2 cm

Country



No.7 **3 min**

1	(000)
2	(461)
3	(442)

↓ 3.8 cm ↔ 3.5 cm

Country



No.12 **3 min**

1	(000)
2	(152)
3	(155)

↓ 3.8 cm ↔ 4.4 cm

Country



No.3 **3 min**

1	(000)
2	(020)
3	(012)

↓ 3.9 cm ↔ 3.7 cm

Country



No.8 **3 min**

1	(000)
2	(334)

↓ 3.8 cm ↔ 4.4 cm

Country



No.13 **3 min**

1	(000)
2	(461)
3	(442)

↓ 3.8 cm ↔ 5.9 cm

Country



No.4 **3 min**

1	(000)
2	(512)
3	(003)

↓ 3.9 cm ↔ 4.0 cm

Country



No.9 **2 min**

1	(000)
2	(020)
3	(012)

↓ 3.8 cm ↔ 3.3 cm

Country



No.14 **2 min**

1	(000)
2	(331)
3	(334)

↓ 3.6 cm ↔ 5.3 cm

Country



No.5 **2 min**

1	(000)
2	(604)
3	(623)

↓ 3.8 cm ↔ 3.2 cm

Country



No.10 **2 min**

1	(000)
2	(512)
3	(003)

↓ 4.3 cm ↔ 3.7 cm

Country



No.15 **2 min**

1	(000)
2	(020)
3	(012)

↓ 3.8 cm ↔ 3.1 cm

Country

Embroidery Pattern Color Change Table
 Fargeoppsett broderimønstre
 Broderimønster färgändringstabell
 Oversigt over de indbyggede broderimønstre med farver
 Kirjontakuvioiden värinvaihtotaulukko
 Таблица смены цвета нитей для рисунка вышивки

No.16 **2 min**

1	(000)
2	(003)

↕ 3.8 cm ↔ 4.0 cm

Country

No.22 **2 min**

1	(000)
2	(512)
3	(003)

↕ 3.8 cm ↔ 4.7 cm

Country

No.27 **13 min**

1	(000)
2	(370)
3	(335)

↕ 8.7 cm ↔ 12.4 cm

Country

No.17 **3 min**

1	(000)
2	(604)
3	(623)

↕ 3.7 cm ↔ 3.0 cm

Country

No.23 **3 min**

1	(000)
2	(512)
3	(623)

↕ 3.7 cm ↔ 5.0 cm

Country

No.28 **16 min**

1	(000)
2	(003)
3	(604)

↕ 10.8 cm ↔ 12.8 cm

Country

No.18 **3 min**

1	(000)
2	(152)
3	(155)

↕ 3.7 cm ↔ 4.7 cm

Country

No.24 **3 min**

1	(000)
2	(152)
3	(155)

↕ 3.9 cm ↔ 5.3 cm

Country

No.29 **13 min**

1	(000)
2	(623)
3	(604)

↕ 10.4 cm ↔ 12.3 cm

Country

No.19 **2 min**

1	(000)
2	(461)
3	(442)

↕ 3.7 cm ↔ 3.3 cm

Country

No.25 **2 min**

1	(000)
2	(442)
3	(461)

↕ 3.8 cm ↔ 4.3 cm

Country

No.30 **13 min**

1	(000)
2	(442)
3	(025)

↕ 8.9 cm ↔ 11.9 cm

Country

No.20 **2 min**

1	(000)
2	(331)
3	(334)

↕ 3.7 cm ↔ 4.3 cm

Country

No.26 **2 min**

1	(000)
2	(334)
3	(331)

↕ 3.8 cm ↔ 3.7 cm

Country


No.21 **2 min**

1	(000)
2	(012)
3	(020)

↕ 3.8 cm ↔ 4.1 cm

Country

Patterns No.1 - No.30, are designed by Yuki Pallis.
 Mønster nr.1-30 er designet av Yuki Pallis.
 Mönstren 1 - 30 är utformade av Yuki Pallis.
 Mønstre Nr. 1 - Nr. 30 er designet af Yuki Pallis.
 Kuviot 1-30 on suunnitellut Yuki Pallis.
 Рисунки № 1-30 созданы Юки Паллис.



◁ Brother “Exclusives”
New European designs

◁ Brother “Exclusives” New
European-designs

◁ Brothers “Exclusives” nye
europeiske designer

◁ Brother “Exclusives”
uudet eurooppalaiset
kuviot

◁ “Exklusiva” nya, europeis-
ka mönster från Brother

◁ Коллекция Brother
Современные
европейские рисунки



No.1 **9 min**

1	■	(900)
2	■	(030)

↓ 10.1 cm ↔ 19.6 cm

No.2 **8 min**

1	■	(900)
2	■	(030)

↓ 15.9 cm ↔ 15.0 cm

No.3 **29 min**

1	■	(001)
2	■	(513)
3	■	(001)

↓ 25.8 cm ↔ 19.1 cm

No.4 **6 min**

1	■	(001)
---	---	-------

↓ 19.3 cm ↔ 9.2 cm

No.5 **86 min**

1	■	(502)
2	■	(807)
3	■	(070)
4	■	(010)
5	■	(620)

↓ 28.0 cm ↔ 18.1 cm

No.6 **19 min**

1	■	(614)
2	■	(001)
3	■	(085)
4	■	(810)
5	■	(804)
6	■	(812)
7	■	(107)
8	■	(085)

↓ 15.5 cm ↔ 12.7 cm

No.7 **17 min**

1	■	(333)
2	■	(001)
3	■	(017)
4	■	(613)
5	■	(070)
6	■	(001)
7	■	(804)
8	■	(017)
9	■	(807)

↓ 10.6 cm ↔ 19.3 cm

No.8 **15 min**

1	■	(406)
2	■	(001)
3	■	(307)
4	■	(406)
5	■	(513)
6	■	(307)

↓ 14.8 cm ↔ 14.2 cm

No.9 **9 min**

1	■	(513)
2	■	(206)
3	■	(001)
4	■	(085)
5	■	(107)
6	■	(206)
7	■	(513)

↓ 9.4 cm ↔ 11.0 cm

Embroidery Pattern Color Change Table
 Fargeoppsett broderimønstre
 Broderimønster färgändringstabell
 Oversigt over de indbyggede broderimønstre med farver
 Kirjontakuvioiden värinvaihtotaulukko
 Таблица смены цвета нитей для рисунка вышивки



★ No.10

7 min	
1	— (513)
2	— (513)
3	— (513)
4	— (515)
5	— (001)

↓ 9.8 cm ↔ 8.8 cm



No.14

7 min	
1	— (007)
2	— (019)
3	— (007)
4	— (399)
5	— (005)
6	— (070)

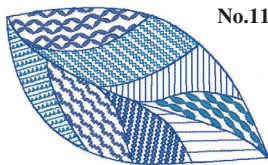
↓ 7.2 cm ↔ 9.2 cm



No.18

30 min	
1	— (612)
2	— (086)
3	— (620)
4	— (001)
5	— (086)
6	— (900)
7	— (620)
8	— (612)
9	— (086)
10	— (620)
11	— (001)
12	— (900)
13	— (620)

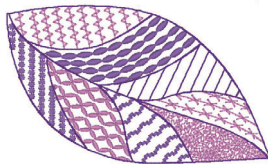
↓ 15.4 cm ↔ 15.0 cm



No.11

36 min	
1	— (019)
2	— (070)
3	— (405)
4	— (810)
5	— (612)
6	— (613)
7	— (502)
8	— (509)
9	— (515)

↓ 27.2 cm ↔ 14.0 cm



No.15

6 min	
1	— (323)
2	— (079)
3	— (348)
4	— (517)
5	— (348)
6	— (079)
7	— (323)


↓ 9.3 cm ↔ 5.9 cm



No.19

2 min	
1	— (620)
2	— (612)
3	— (086)


↓ 7.0 cm ↔ 2.3 cm



No.12

5 min	
1	— (810)
2	— (399)
3	— (612)
4	— (869)
5	— (807)

↓ 9.4 cm ↔ 9.1 cm



No.16

10 min	
1	— (348)
2	— (337)
3	— (323)
4	— (337)

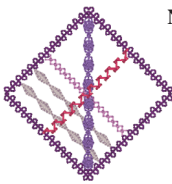
↓ 8.3 cm ↔ 10.4 cm



No.20

55 min	
1	— (620)
2	— (086)
3	— (001)
4	— (900)
5	— (620)
6	— (086)
7	— (612)
8	— (086)
9	— (001)
10	— (900)
11	— (620)
12	— (612)
13	— (086)
14	— (620)
15	— (900)
16	— (620)
17	— (086)
18	— (612)
19	— (086)
20	— (001)
21	— (900)
22	— (620)



↓ 27.6 cm ↔ 19.4 cm



No.13

10 min	
1	— (017)
2	— (007)
3	— (085)
4	— (086)
5	— (107)
6	— (086)
7	— (107)

↓ 13.6 cm ↔ 6.5 cm




No.17

19 min	
1	— (869)
2	— (517)
3	— (620)
4	— (517)

↓ 27.9 cm ↔ 18.5 cm

- ★ Refer to the operation manual for the embroidery machine for details on how to embroider appliqués.
- ★ Se bruksanvisningen for broderimaskinen for informasjon om hvordan du broderer applikasjoner.
- ★ Information om hur du broderer applikationer finns i brodermaskinens bruksanvisning.
- ★ Se i bruksanvisningen til broderimaskinen for at få opplysninger om, hvordan man broderer applikationer.
- ★ Katso kirjontakoneen ohjekirjasta yksityiskohtaiset ohjeet applikointikuvioiden kirjontaan.
- ★ Подробные инструкции по вышиванию аппликаций см. в Руководстве по эксплуатации.



Brother “Exclusives”
Japanese designs

Brother “Exclusives”
Japanese-designs

Brothers “Exclusives”
japanske designer

Brother “Exclusives”
japanilaiset kuviot

“Exklusiva” japanska
mönster från Brother

Коллекция Brother
Японские рисунки



No.1

82 min			
1	(030)	17	(307)
2	(001)	18	(214)
3	(337)	19	(307)
4	(307)	20	(019)
5	(019)	21	(214)
6	(214)	22	(517)
7	(307)	23	(812)
8	(019)	24	(515)
9	(214)	25	(058)
10	(307)	26	(001)
11	(058)	27	(307)
12	(001)	28	(030)
13	(030)	29	(214)
14	(337)	30	(058)
15	(307)	31	(707)
16	(019)	32	(058)

↓ 24.5 cm ↔ 11.1 cm



No.2

65 min			
1	(001)	11	(337)
2	(843)	12	(348)
3	(307)	13	(323)
4	(323)	14	(058)
5	(337)	15	(001)
6	(348)	16	(307)
7	(323)	17	(812)
8	(058)	18	(337)
9	(001)	19	(707)
10	(307)	20	(058)

↓ 24.3 cm ↔ 11.1 cm

Designs using the Print and Stitch function

Designer som använder funktionen Skriva ut och sy

Tulosta ja kirjaille -toiminnon kuviot

Designer ved hjelp av utskrift-og-søm-funksjonen

Designs der bruker funktionen Print/Broderi

Рисунки, созданные при помощи функции „Печать и вышивка“



No.1



Background image
Bakgrunnsbilde
Bakgrundsbild
Baggrundsbillede
Taustakuva
Изображение фона

Embroidery pattern
Broderimønster
Broderimønster
Broderimønster
Kirjottava kuvio
Рисунок вышивки



No.2



Refer to the operation manual for the sewing machine for details on how to embroider print and stitch patterns.

Se bruksanvisningen for symaskinen for informasjon om hvordan du brodere utskrift-og-søm-mønstre.

Information om hur du broderar skriva ut och sy-mönster finns i brodymaskinens bruksanvisning.

Se i bruksanvisningen til symaskinen for at få opplysninger om, hvordan man broderer print/broderi-mønstre.

Katso kirjontakoneen ohjekirjasta yksityiskohtaiset ohjeet kuinka kirjaillet tulosta ja kirjaille -kuviot.

Подробные инструкции по вышиванию рисунков с использованием функции „Печать и вышивка“ см. в Руководстве по эксплуатации.

Embroidery Pattern Color Change Table
 Fargeoppsett broderimønstre
 Broderimønster färgändringstabell
 Oversigt over de indbyggede broderimønstre med farver
 Kirjontakuvioiden värinvaihtotaulukko
 Таблица смены цвета нитей для рисунка вышивки



No.3 93 min

1	(017)
2	(900)
3	(086)
4	(214)
5	(323)
6	(900)
7	(214)
8	(086)
9	(124)
10	(614)
11	(517)
12	(519)
13	(515)
14	(513)
15	(509)
16	(010)
17	(804)
18	(206)
19	(030)
20	(017)
21	(804)
22	(086)
23	(206)
24	(614)
25	(206)
26	(208)
27	(010)
28	(079)
29	(086)
30	(124)
31	(513)
32	(206)
33	(030)
34	(800)
35	(126)
36	(206)

Country

↓ 23.5 cm ↔ 16.2 cm




No.5 42 min

1	(100)
2	(148)

Country

↓ 20.3 cm ↔ 17.7 cm

Zen (Zen)
 Zen (Zen)
 Zen (Zen)
 Zen (Zen)
 Zen (Zen)
 Дзен (дзен)



No.8 10 min

1	(100)
2	(148)

Country

↓ 9.2 cm ↔ 10.1 cm

The sky (Ten)
 Himmelen (Ten)
 Himlen (Ten)
 Himlen (Ten)
 Taivas (Ten)
 Небо (тен)




No.6 27 min

1	(100)
2	(148)

Country

↓ 13.3 cm ↔ 15.9 cm

Dragon (Ryuu)
 Drage (Ryuu)
 Drake (Ryuu)
 Drage (Ryuu)
 Lohikäärme (Ryuu)
 Дракон (рюу)



No.9 14 min

1	(100)
2	(148)

Country

↓ 12.0 cm ↔ 9.3 cm

Dream (Yume)
 Drøm (Yume)
 Drøm (Yume)
 Drøm (Yume)
 Uni (Yume)
 Сон (юме)



No.4 15 min

1	(100)
2	(148)

Country

↓ 11.0 cm ↔ 10.6 cm

Love (Ai)
 Kjærlighet (Ai)
 Kärlek (Ai)
 Kærlighed (Ai)
 Rakkaus (Ai)
 Любовь (ай)



No.7 11 min

1	(100)
2	(148)

Country

↓ 10.2 cm ↔ 6.9 cm

Good fortune (Kichi)
 Lykke (Kichi)
 Tur (Kichi)
 Held (Kichi)
 Нувä onni (Kichi)
 Удача (кичи)



No.10 4 min

1	(100)
2	(148)

Country

↓ 8.0 cm ↔ 4.9 cm

Friendship (Yuujou)
 Vennskap (Yuujou)
 Vänskap (Yuujou)
 Venskab (Yuujou)
 Ystävyys (Yuujou)
 Дружба (юудзёу)

Patterns No.4 – No.10, are designed by Taisen Okamoto.
 Mønster nr. 4–10 er designet av Taisen Okamoto.
 Mönstren 4 - 10 är utformade av Taisen Okamoto.
 Mønstre Nr. 4 - Nr. 10 er designet af Taisen Okamoto.
 Kuviot 4–10 on suunnitellut Taisen Okamoto.
 Рисунки № 4–10 созданы Тайсен Окамото.

Brother "Exclusives" Quilt designs

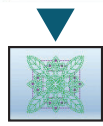
Brother "Exclusives" Quilt-designs

Brother "Exclusives"-quiltedesigner

Brother "Exclusives" tilkkutyökuviot

"Exklusiva" quiltningsmönster från Brother

Коллекция Brother Рисунки для выстигивания



No.1 14 min

1	(869)
2	(339)
3	(517)
4	(339)
5	(517)

↕ 29.1 cm ↔ 14.6 cm

No.4 6 min

1	(030)
---	-------

↕ 28.2 cm ↔ 14.1 cm

No.8 24 min

1	(070)
2	(513)
3	(070)
4	(612)
5	(513)

↕ 20.0 cm ↔ 19.8 cm

No.9 2 min

1	(612)
2	(070)

↕ 9.9 cm ↔ 10.0 cm

No.2 4 min

1	(869)
2	(517)
3	(339)

↕ 14.5 cm ↔ 7.7 cm

No.5 1 min

1	(330)
---	-------

↕ 14.0 cm ↔ 3.5 cm

No.10 5 min

1	(005)
2	(612)

↕ 26.9 cm ↔ 7.8 cm

No.3 5 min

1	(030)
---	-------

↕ 28.4 cm ↔ 14.3 cm

No.6 28 min

1	(817)
2	(620)
3	(817)
4	(620)
5	(607)
6	(817)
7	(620)
8	(607)
9	(817)
10	(620)
11	(607)
12	(620)

↕ 19.9 cm ↔ 19.9 cm

No.7 2 min

1	(817)
2	(620)

↕ 3.2 cm ↔ 9.1 cm

No.11 5 min

1	(209)
2	(509)

↕ 27.9 cm ↔ 7.6 cm

Embroidery Pattern Color Change Table
 Fargeoppsett broderimønstre
 Broderimønster färgändringstabell
 Oversigt over de indbyggede broderimønstre med farver
 Kirjontakuvioiden väri vaihtotaulukko
 Таблица смены цвета нитей для рисунка вышивки



No.12 **18 min**

1	(607)
2	(817)
3	(086)
4	(085)
5	(817)
6	(620)
7	(817)

↓ 27.9 cm ↔ 13.4 cm

No.15 **3 min**

1	(030)
2	(323)

↓ 27.8 cm ↔ 7.0 cm

No.19 **4 min**

1	(509)
2	(620)

↓ 7.7 cm ↔ 7.7 cm

No.20 **3 min**

1	(107)
2	(509)

↓ 7.7 cm ↔ 9.1 cm

No.13 **8 min**

1	(513)
2	(208)

↓ 27.9 cm ↔ 12.5 cm

No.16 **6 min**

1	(070)
2	(007)
3	(107)
4	(070)

↓ 16.8 cm ↔ 18.3 cm

No.17 **2 min**

1	(107)
2	(070)
3	(007)

↓ 4.5 cm ↔ 19.1 cm

No.14 **4 min**


1	(030)
2	(323)

↓ 18.1 cm ↔ 18.0 cm

No.18 **2 min**

1	(007)
---	-------

↓ 22.5 cm ↔ 5.4 cm



☞ Greek alphabet patterns

☞ Gresk alfabetmønstre

☞ Mønster med det greskiska alfabetet



☞ Græsk alfabet-mønstre

☞ Kreikkalaiset aakkoskuviot

☞ Рисунки греческих букв



No.1

5 min	
1	Orange (209)
2	Green (513)
3	Blue (405)
↓ 5.6 cm ↔ 5.7 cm	



No.6

5 min	
1	Orange (209)
2	Green (513)
3	Blue (405)
↓ 5.4 cm ↔ 4.8 cm	



No.11

4 min	
1	Orange (209)
2	Green (513)
3	Blue (405)
↓ 5.6 cm ↔ 5.4 cm	



No.2

7 min	
1	Orange (209)
2	Green (513)
3	Blue (405)
↓ 5.4 cm ↔ 5.1 cm	



No.7

6 min	
1	Orange (209)
2	Green (513)
3	Blue (405)
↓ 5.4 cm ↔ 5.6 cm	



No.12

8 min	
1	Orange (209)
2	Green (513)
3	Blue (405)
↓ 5.4 cm ↔ 6.8 cm	



No.3

4 min	
1	Orange (209)
2	Green (513)
3	Blue (405)
↓ 5.4 cm ↔ 4.8 cm	



No.8

7 min	
1	Orange (209)
2	Green (513)
3	Blue (405)
↓ 5.7 cm ↔ 5.3 cm	



No.13

5 min	
1	Orange (209)
2	Green (513)
3	Blue (405)
↓ 5.6 cm ↔ 5.6 cm	



No.4

5 min	
1	Orange (209)
2	Green (513)
3	Blue (405)
↓ 5.6 cm ↔ 5.0 cm	



No.9

3 min	
1	Orange (209)
2	Green (513)
3	Blue (405)
↓ 5.4 cm ↔ 2.7 cm	



No.14

7 min	
1	Orange (209)
2	Green (513)
3	Blue (405)
↓ 5.4 cm ↔ 4.9 cm	



No.5

5 min	
1	Orange (209)
2	Green (513)
3	Blue (405)
↓ 5.4 cm ↔ 5.0 cm	



No.10

6 min	
1	Orange (209)
2	Green (513)
3	Blue (405)
↓ 5.4 cm ↔ 5.7 cm	



No.15

5 min	
1	Orange (209)
2	Green (513)
3	Blue (405)
↓ 5.7 cm ↔ 5.3 cm	

Embroidery Pattern Color Change Table
 Fargeoppsett broderimønstre
 Broderimønster färgändringstabell
 Oversigt over de indbyggede broderimønstre med farver
 Kirjontakuvioiden väriinvaihtotaulukko
 Таблица смены цвета нитей для рисунка вышивки



No.16

6 min	
1	Orange (209)
2	Green (513)
3	Blue (405)
↕ 5.4 cm ↔ 5.9 cm	



No.19

4 min	
1	Orange (209)
2	Green (513)
3	Blue (405)
↕ 5.4 cm ↔ 4.8 cm	



No.22

6 min	
1	Orange (209)
2	Green (513)
3	Blue (405)
↕ 5.4 cm ↔ 5.7 cm	



No.17

5 min	
1	Orange (209)
2	Green (513)
3	Blue (405)
↕ 5.4 cm ↔ 4.4 cm	



No.20

5 min	
1	Orange (209)
2	Green (513)
3	Blue (405)
↕ 5.4 cm ↔ 5.6 cm	



No.23

6 min	
1	Orange (209)
2	Green (513)
3	Blue (405)
↕ 5.4 cm ↔ 6.2 cm	



No.18

5 min	
1	Orange (209)
2	Green (513)
3	Blue (405)
↕ 5.4 cm ↔ 4.9 cm	




No.21

7 min	
1	Orange (209)
2	Green (513)
3	Blue (405)
↕ 5.4 cm ↔ 5.6 cm	



No.24

7 min	
1	Orange (209)
2	Green (513)
3	Blue (405)
↕ 5.6 cm ↔ 5.3 cm	



Floral alphabet patterns

Blomsteralfabet


Mönster med blomsterbokstäver



Blomsteralfabet

Kukkakoristeiset aakkoskuviot


Буквы алфавита, украшенные цветами



No.1 15 min

1	(017)
2	(513)
3	(810)
4	(070)
5	(612)
6	(205)


↓12.6 cm ↔ 7.9 cm



No.6 20 min

1	(017)
2	(513)
3	(070)
4	(810)
5	(205)
6	(612)

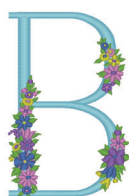
↓12.6 cm ↔ 8.1 cm



No.11 19 min

1	(017)
2	(513)
3	(810)
4	(612)
5	(205)
6	(070)

↓12.6 cm ↔ 8.8 cm



No.2 18 min

1	(017)
2	(513)
3	(810)
4	(205)
5	(070)
6	(612)

↓12.7 cm ↔ 8.3 cm



No.7 17 min

1	(017)
2	(513)
3	(205)
4	(612)
5	(070)
6	(810)

↓12.7 cm ↔ 8.4 cm



No.12 13 min

1	(017)
2	(513)
3	(810)
4	(205)
5	(612)
6	(070)

↓12.6 cm ↔ 7.7 cm



No.3 15 min

1	(017)
2	(513)
3	(810)
4	(205)
5	(612)
6	(070)


↓12.6 cm ↔ 8.2 cm



No.8 18 min

1	(017)
2	(513)
3	(612)
4	(810)
5	(205)
6	(070)

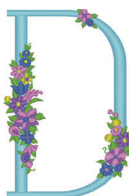
↓12.6 cm ↔ 9.0 cm



No.13 25 min

1	(017)
2	(513)
3	(205)
4	(612)
5	(810)
6	(070)

↓12.6 cm ↔ 10.4 cm



No.4 17 min

1	(017)
2	(513)
3	(205)
4	(810)
5	(612)
6	(070)


↓12.7 cm ↔ 8.6 cm



No.9 10 min

1	(017)
2	(513)
3	(612)
4	(810)
5	(070)
6	(205)

↓12.6 cm ↔ 2.6 cm



No.14 17 min

1	(017)
2	(513)
3	(070)
4	(810)
5	(612)
6	(205)


↓12.6 cm ↔ 8.7 cm



No.5 21 min

1	(017)
2	(513)
3	(810)
4	(070)
5	(612)
6	(205)

↓12.6 cm ↔ 8.6 cm



No.10 10 min

1	(017)
2	(513)
3	(612)
4	(810)
5	(070)
6	(205)

↓12.6 cm ↔ 5.0 cm




No.15 16 min

1	(017)
2	(513)
3	(612)
4	(810)
5	(070)
6	(205)

↓12.5 cm ↔ 9.5 cm

Embroidery Pattern Color Change Table
 Fargeoppsett broderimønstre
 Broderimønster färgändringstabell
 Oversigt over de indbyggede broderimønstre med farver
 Kirjontakuvioiden värinvaihtotaulukko
 Таблица смены цвета нитей для рисунка вышивки

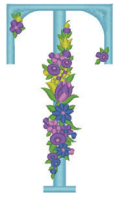
No.16 **13 min**



1	(017)
2	(513)
3	(810)
4	(070)
5	(205)
6	(612)

↕ 12.6 cm ↔ 7.3 cm


No.20 **14 min**



1	(017)
2	(513)
3	(810)
4	(205)
5	(612)
6	(070)

↕ 12.6 cm ↔ 7.0 cm


No.24 **17 min**



1	(017)
2	(513)
3	(070)
4	(810)
5	(205)
6	(612)

↕ 12.6 cm ↔ 9.2 cm


No.17 **21 min**



1	(017)
2	(513)
3	(810)
4	(612)
5	(205)
6	(070)

↕ 12.9 cm ↔ 9.5 cm

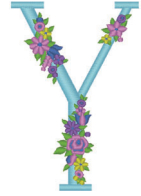
No.21 **13 min**



1	(017)
2	(513)
3	(810)
4	(612)
5	(070)
6	(205)

↕ 12.6 cm ↔ 8.0 cm


No.25 **14 min**



1	(017)
2	(513)
3	(070)
4	(810)
5	(612)
6	(205)

↕ 12.6 cm ↔ 8.5 cm


No.18 **18 min**



1	(017)
2	(513)
3	(612)
4	(070)
5	(810)
6	(205)

↕ 12.6 cm ↔ 8.3 cm


No.22 **13 min**



1	(017)
2	(513)
3	(810)
4	(070)
5	(612)
6	(205)

↕ 12.6 cm ↔ 7.8 cm


No.26 **15 min**



1	(017)
2	(513)
3	(810)
4	(205)
5	(612)
6	(070)

↕ 12.6 cm ↔ 7.0 cm


No.19 **15 min**



1	(017)
2	(513)
3	(810)
4	(612)
5	(205)
6	(070)

↕ 12.6 cm ↔ 7.0 cm


No.23 **24 min**



1	(017)
2	(513)
3	(612)
4	(810)
5	(070)
6	(205)

↕ 12.6 cm ↔ 11.9 cm


No.27 **6 min**



1	(017)
---	-------

↕ 8.0 cm ↔ 5.9 cm


No.30 **7 min**



1	(017)
---	-------

↕ 12.6 cm ↔ 6.1 cm


No.33 **10 min**



1	(017)
---	-------

↕ 12.6 cm ↔ 8.6 cm


No.36 **5 min**



1	(017)
---	-------

↕ 15.8 cm ↔ 4.0 cm


No.28 **7 min**



1	(017)
---	-------

↕ 12.6 cm ↔ 6.1 cm


No.31 **6 min**



1	(017)
---	-------

↕ 8.3 cm ↔ 5.7 cm


No.34 **7 min**



1	(017)
---	-------

↕ 12.6 cm ↔ 6.3 cm


No.37 **7 min**



1	(017)
---	-------

↕ 12.6 cm ↔ 6.6 cm


No.29 **4 min**



1	(017)
---	-------

↕ 8.3 cm ↔ 5.6 cm


No.32 **5 min**



1	(017)
---	-------

↕ 12.6 cm ↔ 5.5 cm


No.35 **3 min**



1	(017)
---	-------


↕ 11.0 cm ↔ 1.9 cm

No.38 **4 min**




1	(017)
---	-------

↕ 12.6 cm ↔ 2.0 cm




No.39 **9 min**

1  (017)


↓ 8.0 cm ↔ 9.0 cm

No.43 **8 min**

1  (017)


↓ 12.6 cm ↔ 6.9 cm

No.47 **6 min**

1  (017)


↓ 8.0 cm ↔ 6.5 cm

No.51 **7 min**

1  (017)


↓ 12.6 cm ↔ 8.5 cm

No.40 **6 min**

1  (017)


↓ 8.0 cm ↔ 6.5 cm

No.44 **4 min**

1  (017)


↓ 8.1 cm ↔ 5.4 cm

No.48 **4 min**

1  (017)


↓ 8.0 cm ↔ 5.7 cm

No.52 **5 min**

1  (017)


↓ 8.0 cm ↔ 5.2 cm

No.41 **6 min**

1  (017)


↓ 8.2 cm ↔ 5.6 cm

No.45 **6 min**

1  (017)


↓ 8.1 cm ↔ 5.0 cm

No.49 **7 min**

1  (017)


↓ 8.0 cm ↔ 8.2 cm

No.42 **8 min**

1  (017)


↓ 12.6 cm ↔ 6.9 cm

No.46 **5 min**

1  (017)


↓ 12.7 cm ↔ 5.2 cm


No.50 **4 min**


1  (017)


↓ 8.0 cm ↔ 6.0 cm


No.53 **5 min**

1  (513)

2  (612)


3  (810)


4  (070)


5  (205)


↓ 9.5 cm ↔ 2.5 cm

No.56 **1 min**

1  (513)


2  (810)


3  (070)


4  (612)

↓ 2.6 cm ↔ 2.4 cm

No.57 **1 min**


1  (513)


2  (070)


3  (810)


↓ 1.8 cm ↔ 1.3 cm


No.59 **8 min**

1  (513)

2  (070)


3  (810)


4  (612)


5  (205)


↓ 7.6 cm ↔ 9.6 cm


No.54 **3 min**

1  (513)

2  (810)


3  (612)


4  (205)


5  (070)


↓ 4.8 cm ↔ 2.1 cm


No.58 **40 min**


1  (513)


2  (070)


3  (124)


4  (086)


5  (205)

6  (513)

7  (070)


8  (124)


9  (086)


10  (205)


↓ 23.9 cm ↔ 19.9 cm


No.60 **7 min**

1  (513)

2  (070)


3  (810)


4  (612)


5  (205)


↓ 3.8 cm ↔ 10.9 cm

No.55 **1 min**

1  (513)


2  (810)


3  (205)


4  (612)


↓ 2.6 cm ↔ 1.7 cm


No.61 **7 min**

1  (513)

2  (070)

3  (810)

4  (612)

5  (205)

↓ 4.2 cm ↔ 8.0 cm

Utility embroidery patterns

Stingtyper for broderimønstre

Broderimønstre för nyt-sömmar



Nyttesømme som broderi








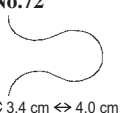







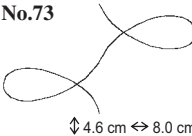






























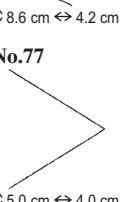






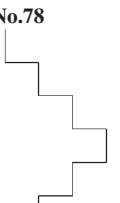

























Hyötyommelkirjontakuviot

Основные рисунки для вышивания

1 min 1 (900)		No.9	No.18	No.27	No.36	No.45	No.54	No.63
		↕ 3.6 cm ↔ 0.7 cm	↕ 2.7 cm ↔ 0.7 cm	↕ 3.2 cm ↔ 1.2 cm	↕ 3.4 cm ↔ 0.8 cm	↕ 4.8 cm ↔ 0.7 cm	↕ 3.9 cm ↔ 1.2 cm	↕ 4.2 cm ↔ 1.4 cm
No.1								
↕ 3.2 cm ↔ 0.0 cm		↕ 3.4 cm ↔ 0.7 cm	↕ 3.9 cm ↔ 1.2 cm	↕ 3.1 cm ↔ 1.2 cm	↕ 3.9 cm ↔ 0.8 cm	↕ 4.8 cm ↔ 0.8 cm	↕ 5.1 cm ↔ 1.2 cm	↕ 4.3 cm ↔ 1.5 cm
No.2								
↕ 3.0 cm ↔ 0.3 cm		↕ 3.6 cm ↔ 0.7 cm	↕ 3.8 cm ↔ 0.8 cm	↕ 4.2 cm ↔ 1.2 cm	↕ 4.7 cm ↔ 1.2 cm	↕ 8.2 cm ↔ 1.9 cm	↕ 3.2 cm ↔ 0.7 cm	↕ 5.5 cm ↔ 1.3 cm
No.3								
↕ 3.5 cm ↔ 0.4 cm		↕ 3.3 cm ↔ 0.7 cm	↕ 3.8 cm ↔ 0.8 cm	↕ 4.2 cm ↔ 1.3 cm	↕ 5.5 cm ↔ 1.2 cm	↕ 5.6 cm ↔ 1.2 cm	↕ 3.7 cm ↔ 1.2 cm	↕ 4.8 cm ↔ 1.5 cm
No.4								
↕ 3.3 cm ↔ 0.7 cm		↕ 3.9 cm ↔ 1.2 cm	↕ 3.2 cm ↔ 0.8 cm	↕ 3.4 cm ↔ 1.0 cm	↕ 5.7 cm ↔ 1.1 cm	↕ 3.4 cm ↔ 1.2 cm	↕ 5.8 cm ↔ 1.2 cm	↕ 7.2 cm ↔ 1.7 cm
No.5								
↕ 3.4 cm ↔ 0.7 cm		↕ 3.0 cm ↔ 0.9 cm	↕ 3.2 cm ↔ 1.2 cm	↕ 3.3 cm ↔ 0.9 cm	↕ 4.8 cm ↔ 1.2 cm	↕ 3.5 cm ↔ 1.2 cm	↕ 3.5 cm ↔ 1.6 cm	↕ 5.1 cm ↔ 1.4 cm
No.6								
↕ 3.5 cm ↔ 0.6 cm		↕ 3.7 cm ↔ 0.9 cm	↕ 3.4 cm ↔ 0.7 cm	↕ 3.5 cm ↔ 0.8 cm	↕ 4.5 cm ↔ 0.7 cm	↕ 3.8 cm ↔ 1.2 cm	↕ 3.3 cm ↔ 0.9 cm	↕ 4.6 cm ↔ 4.6 cm
No.7								
↕ 3.3 cm ↔ 0.5 cm		↕ 3.2 cm ↔ 1.2 cm	↕ 6.6 cm ↔ 1.2 cm	↕ 3.2 cm ↔ 0.5 cm	↕ 4.4 cm ↔ 0.7 cm	↕ 3.4 cm ↔ 1.2 cm	↕ 4.8 cm ↔ 2.0 cm	↕ 3.6 cm ↔ 1.2 cm
No.8								
↕ 3.8 cm ↔ 0.3 cm		↕ 3.4 cm ↔ 1.2 cm	↕ 3.6 cm ↔ 0.9 cm	↕ 3.4 cm ↔ 0.4 cm	↕ 4.0 cm ↔ 0.7 cm	↕ 3.3 cm ↔ 0.7 cm	↕ 4.8 cm ↔ 2.2 cm	↕ 2.8 cm ↔ 4.0 cm

Embroidery Pattern Color Change Table
 Fargeoppsett broderimønstre
 Broderimønster färgändringstabell
 Oversigt over de indbyggede broderimønstre med farver
 Kirjontakuvioiden värinvaihtotaulukko
 Таблица смены цвета нитей для рисунка вышивки



	No.80  ↕ 3.1 cm ↔ 0.9 cm	No.91  ↕ 4.5 cm ↔ 1.5 cm	No.102  ↕ 6.3 cm ↔ 1.8 cm	No.113  ↕ 4.5 cm ↔ 1.0 cm	No.124  ↕ 3.4 cm ↔ 0.7 cm	No.135  ↕ 3.2 cm ↔ 0.4 cm	No.146  ↕ 3.6 cm ↔ 1.0 cm
No.72  ↕ 3.4 cm ↔ 4.0 cm	No.81  ↕ 4.9 cm ↔ 0.9 cm	No.92  ↕ 5.7 cm ↔ 2.5 cm	No.103  ↕ 4.9 cm ↔ 1.8 cm	No.114  ↕ 3.0 cm ↔ 0.9 cm	No.125  ↕ 3.4 cm ↔ 0.7 cm	No.136  ↕ 3.0 cm ↔ 0.5 cm	No.147  ↕ 3.2 cm ↔ 0.8 cm
No.73  ↕ 4.6 cm ↔ 8.0 cm	No.82  ↕ 5.7 cm ↔ 0.9 cm	No.93  ↕ 3.0 cm ↔ 1.0 cm	No.104  ↕ 3.9 cm ↔ 1.3 cm	No.115  ↕ 3.5 cm ↔ 0.7 cm	No.126  ↕ 5.0 cm ↔ 0.6 cm	No.137  ↕ 3.2 cm ↔ 0.8 cm	No.148  ↕ 3.2 cm ↔ 0.8 cm
No.74  ↕ 6.5 cm ↔ 4.0 cm	No.83  ↕ 3.6 cm ↔ 0.9 cm	No.94  ↕ 3.6 cm ↔ 1.8 cm	No.105  ↕ 4.9 cm ↔ 1.0 cm	No.116  ↕ 6.0 cm ↔ 0.9 cm	No.127  ↕ 3.0 cm ↔ 0.7 cm	No.138  ↕ 4.2 cm ↔ 1.2 cm	No.149  ↕ 3.6 cm ↔ 0.6 cm
No.75  ↕ 7.7 cm ↔ 2.0 cm	No.84  ↕ 3.2 cm ↔ 1.0 cm	No.95  ↕ 4.2 cm ↔ 0.9 cm	No.106  ↕ 3.6 cm ↔ 1.0 cm	No.117  ↕ 4.2 cm ↔ 0.7 cm	No.128  ↕ 3.4 cm ↔ 0.7 cm	No.139  ↕ 3.0 cm ↔ 0.9 cm	No.150  ↕ 3.0 cm ↔ 1.0 cm
No.76  ↕ 8.6 cm ↔ 4.2 cm	No.85  ↕ 3.7 cm ↔ 2.0 cm	No.96  ↕ 3.8 cm ↔ 0.8 cm	No.107  ↕ 5.3 cm ↔ 1.2 cm	No.118  ↕ 4.0 cm ↔ 0.9 cm	No.129  ↕ 2.6 cm ↔ 0.7 cm	No.140  ↕ 3.0 cm ↔ 0.6 cm	
No.77  ↕ 5.0 cm ↔ 4.0 cm	No.86  ↕ 3.4 cm ↔ 2.0 cm	No.97  ↕ 3.2 cm ↔ 0.7 cm	No.108  ↕ 3.8 cm ↔ 0.9 cm	No.119  ↕ 3.8 cm ↔ 0.9 cm	No.130  ↕ 3.4 cm ↔ 0.7 cm	No.141  ↕ 3.2 cm ↔ 0.6 cm	
No.78  ↕ 8.4 cm ↔ 4.2 cm	No.87  ↕ 3.6 cm ↔ 2.0 cm	No.98  ↕ 3.0 cm ↔ 1.0 cm	No.109  ↕ 3.6 cm ↔ 1.3 cm	No.120  ↕ 3.6 cm ↔ 0.9 cm	No.131  ↕ 4.2 cm ↔ 0.7 cm	No.142  ↕ 5.2 cm ↔ 1.0 cm	
No.79  ↕ 5.0 cm ↔ 4.0 cm	No.88  ↕ 3.8 cm ↔ 2.1 cm	No.99  ↕ 2.8 cm ↔ 1.1 cm	No.110  ↕ 3.0 cm ↔ 1.2 cm	No.121  ↕ 3.4 cm ↔ 0.7 cm	No.132  ↕ 3.7 cm ↔ 0.8 cm	No.143  ↕ 3.0 cm ↔ 0.6 cm	
	No.89  ↕ 3.6 cm ↔ 2.0 cm	No.100  ↕ 4.2 cm ↔ 0.9 cm	No.111  ↕ 3.2 cm ↔ 0.9 cm	No.122  ↕ 3.4 cm ↔ 0.6 cm	No.133  ↕ 3.1 cm ↔ 0.7 cm	No.144  ↕ 3.2 cm ↔ 0.6 cm	
	No.90  ↕ 4.0 cm ↔ 2.0 cm	No.101  ↕ 3.9 cm ↔ 2.0 cm	No.112  ↕ 3.5 cm ↔ 1.2 cm	No.123  ↕ 4.0 cm ↔ 0.7 cm	No.134  ↕ 3.0 cm ↔ 0.3 cm	No.145  ↕ 3.6 cm ↔ 0.6 cm	

Examples of Combinations Exempel på kombinationer Yhdistelmäesimerkkejä

Eksempler på kombinasjoner Kombinationseksempler Примеры комбинаций



Combine various embroidery patterns, as shown below, to enhance your embroidering enjoyment.

Kombiner ulike broderimønster, som vist nedenfor, for å få enda mer glede av broderingen.

Du kan få ut ännu mer nöje av broderandet genom att kombinera olika brodermönster så som visas nedan.

Kombiner forskjellige broderimønstre, som vist nedenfor, for at få mere ud af dine broderier.

Useita kirjontakuvioita seuraavien kuvien mukaisesti yhdistelemällä saat kirjontaan lisää mahdollisuuksia.

Чтобы получить красивые и оригинальные композиции, можно комбинировать различные рисунки, как это показано ниже.



Positioning symbols: These symbols indicate how embroidery patterns have been flipped or rotated to create the combined pattern.

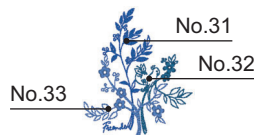

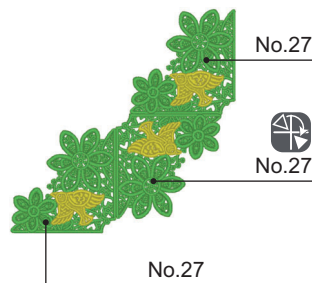
Posisjoneringssymbol: Disse symbolene indikerer hvordan broderimønster har blitt vendt eller rotert for å skape det kombinerte mønsteret.

Positioneringssymbol: Symbolerna visar hur brodermönstren har vänts eller roterats för att skapa det kombinerade mönstret.

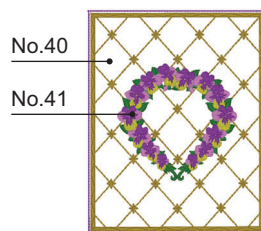
Positionssymboler: Disse symboler viser, hvordan broderimønstre er blevet spejlvendt eller drejet for at skabe det samlede mønster.

Asemointimerkit: Nämä merkit ilmoittavat, kuinka kirjontakuvioita on pyöritetty tai käännetty kuvioyhdistelmän luomiseksi.

Отметки позиционирования. Такие символы показывают, как рисунки были повернуты или зеркально отражены, чтобы получить показанную композицию.

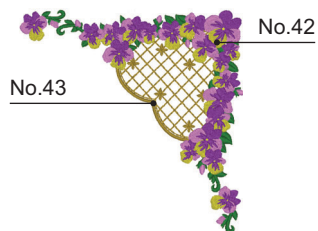


No.33

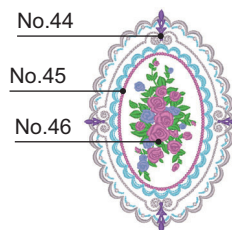


No.40

No.41



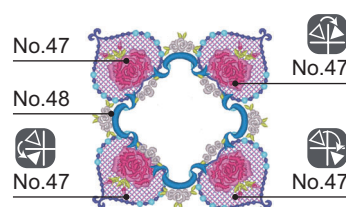
No.43



No.44

No.45

No.46



No.47


No.48

No.47

No.47

No.47

No.47



No.50

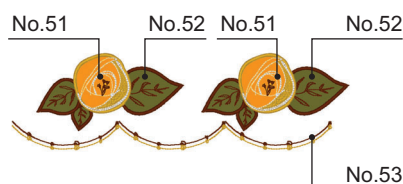
No.50

No.50

No.50

No.49

No.50




No.51

No.52

No.51


No.52




No.60

No.61

No.61



No.1




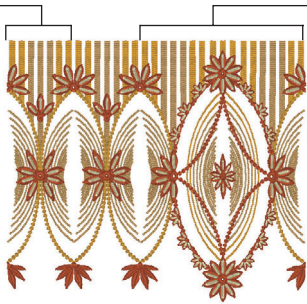
No.2x4



No.6x2



No.5




No.6x2

No.5



No.12

No.12

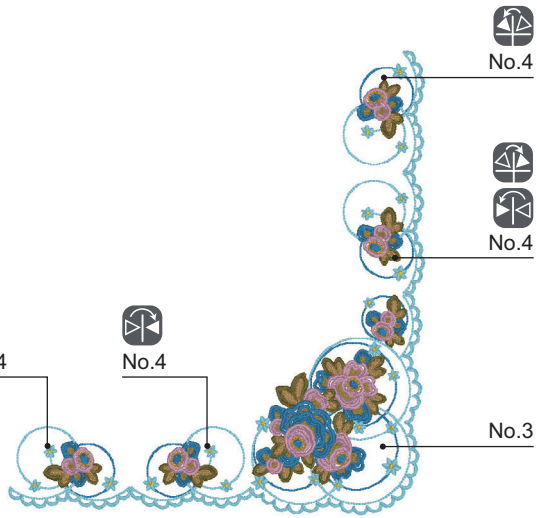


No.16

No.15



No.16



No.4



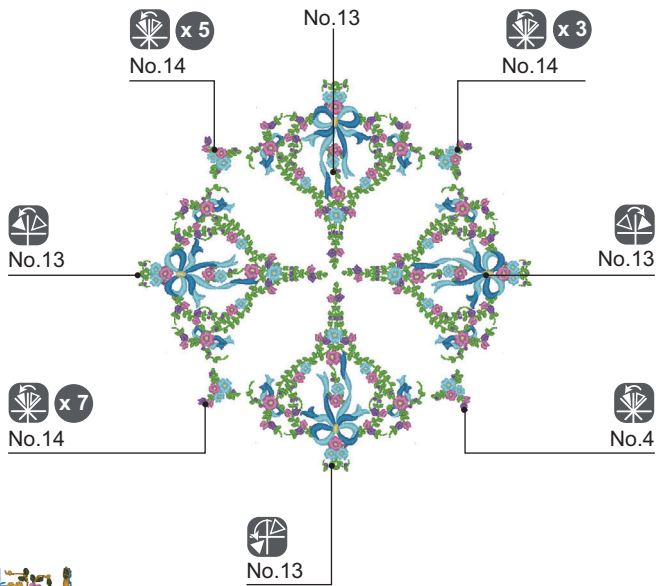
No.4



No.4

No.3

No.4



No.14 x 5

No.13



No.14 x 3



No.13



No.13



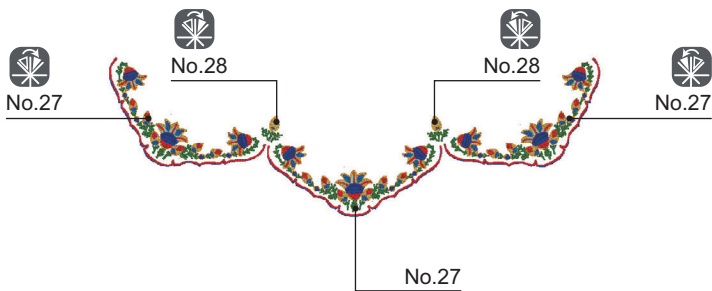
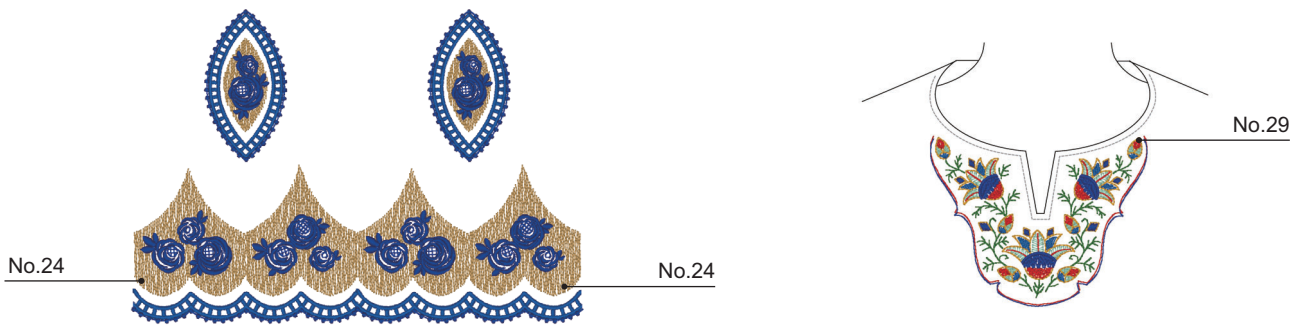
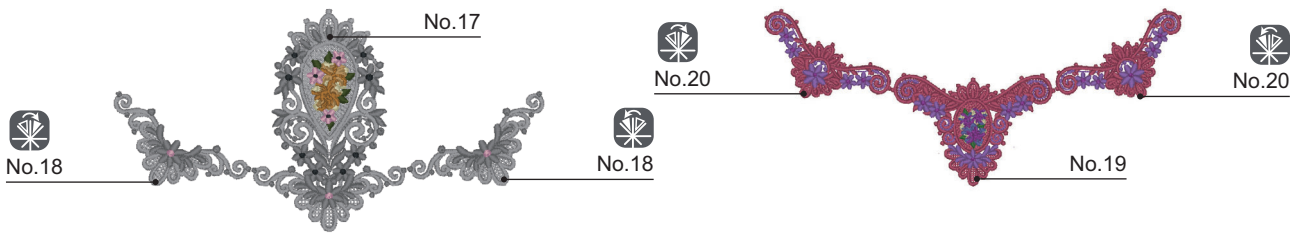
No.14 x 7



No.4



No.13



Positioning symbols: These symbols indicate how embroidery patterns have been flipped or rotated to create the combined pattern.

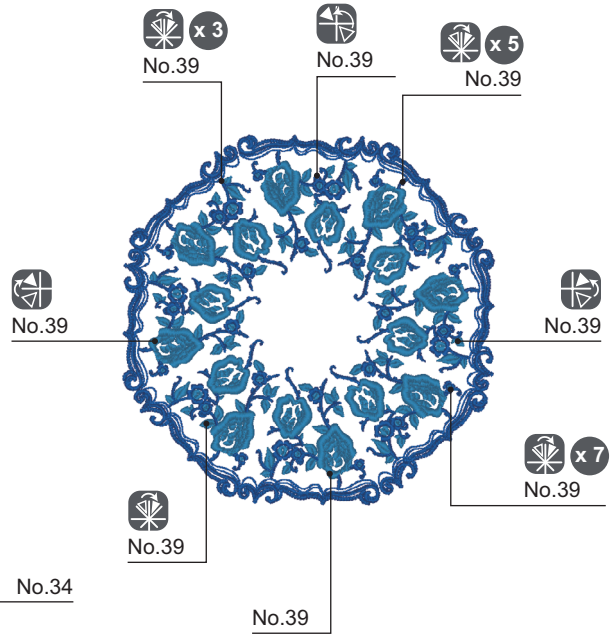

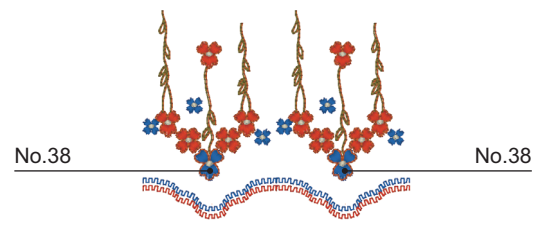
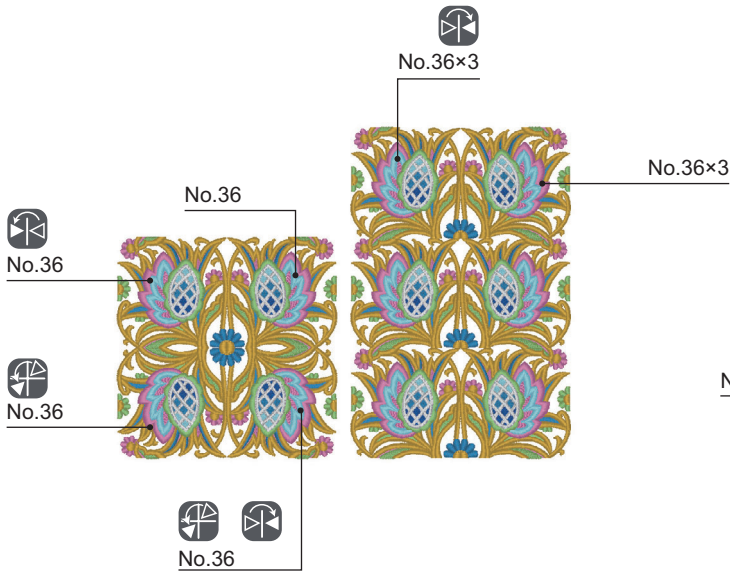

Posisjoneringssymbol: Disse symbolene indikerer hvordan broderimønster har blitt vendt eller rotert for å skape det kombinerte mønsteret.

Positioneringssymbol: Symbolerna visar hur brodermönstren har vänts eller roterats för att skapa det kombinerade mönstret.

Positionssymboler: Disse symboler viser, hvordan broderimønstre er blevet spejlvendt eller drejet for at skabe det samlede mønster.

Asemointimerkit: Nämä merkit ilmoittavat, kuinka kirjontakuviota on pyöritetty tai käännetty kuvioyhdistelmän luomiseksi.

Отметки позиционирования. Такие символы показывают, как рисунки были повернуты или зеркально отражены, чтобы получить показанную композицию.



Positioning symbols: These symbols indicate how embroidery patterns have been flipped or rotated to create the combined pattern.


Posisjoneringssymbol: Disse symbolene indikerer hvordan broderimønster har blitt vendt eller rotert for å skape det kombinerte mønsteret.

Positioneringssymbol: Symbolerna visar hur brodermönstren har vänts eller roterats för att skapa det kombinerade mönstret.

Positionssymboler: Disse symboler viser, hvordan broderimønstre er blevet spejlvendt eller drejet for at skabe det samlede mønster.

Asemointimerkit: Nämä merkit ilmoittavat, kuinka kirjontakuviota on pyöritetty tai käännetty kuvioyhdistelmän luomiseksi.

Отметки позиционирования: Такие символы показывают, как рисунки были повернуты или зеркально отражены, чтобы получить показанную композицию.



Examples of Combinations
 Eksempler på kombinasjoner
 Exempel på kombinationer
 Kombinationseksempler
 Yhdistelmäesimerkkejä
 Примеры комбинаций



No.1

No.30

No.14

No.28



No.13

No.18

No.4

No.29

No.9




No.3

No.3


No.3

No.3

No.9



No.9



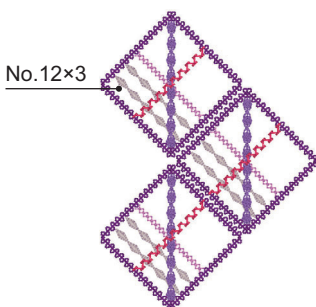
No.16



No.16



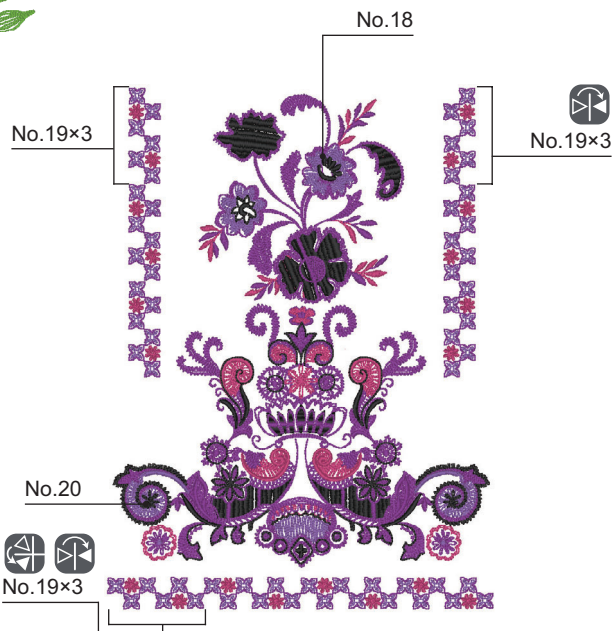
No.16



No.12×3



No.13×3



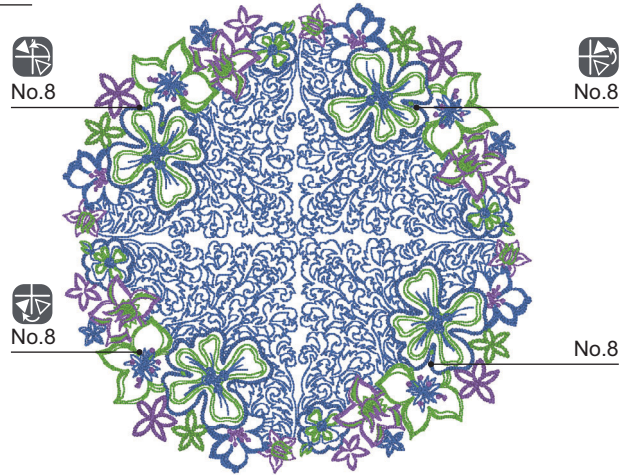
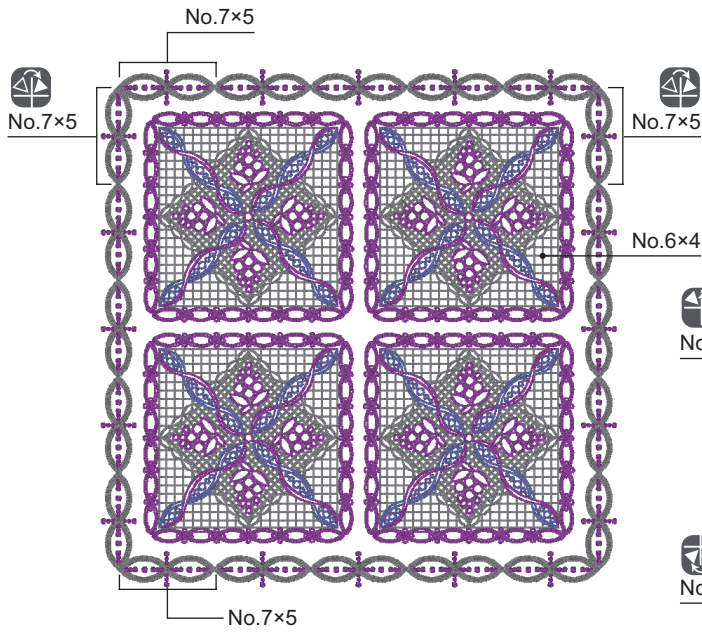




No.18

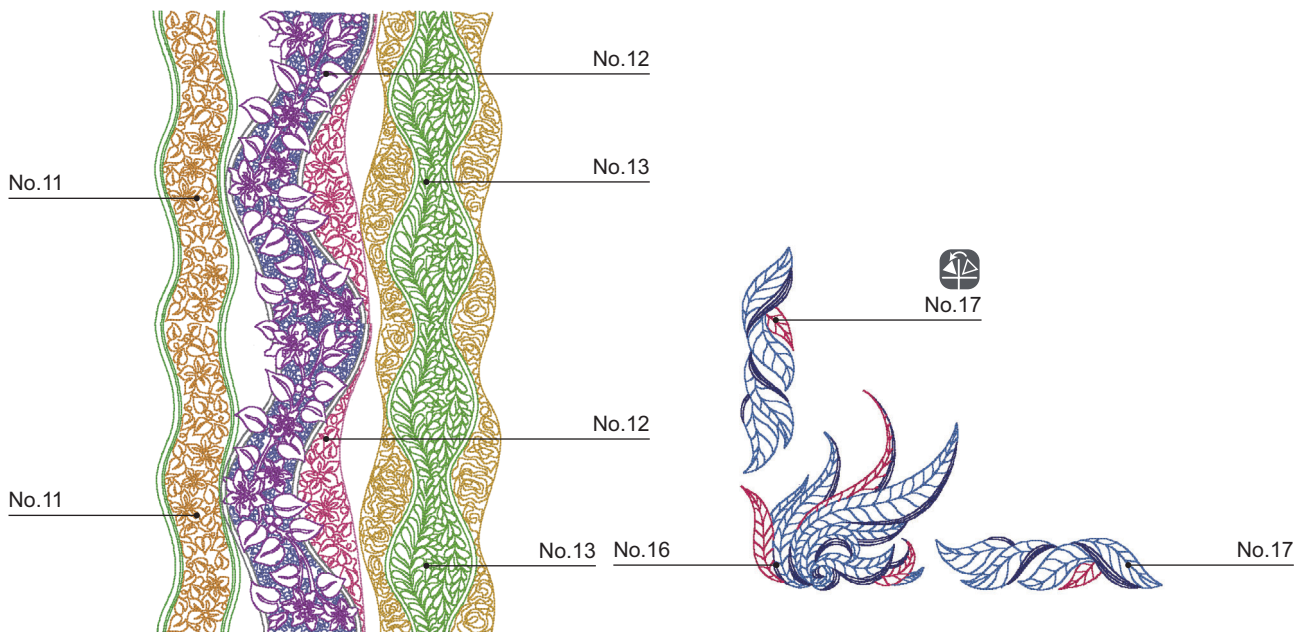
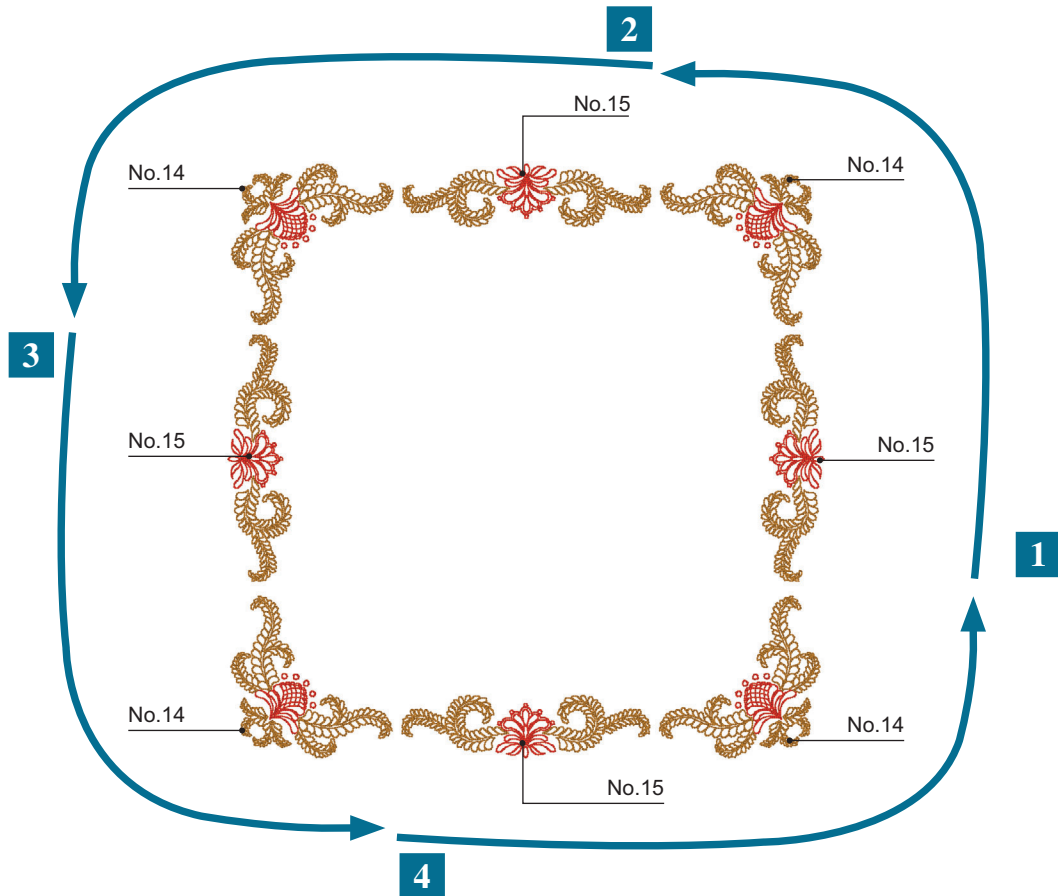
No.19×3

No.19×3

No.20

No.19×3





Positioning symbols: These symbols indicate how embroidery patterns have been flipped or rotated to create the combined pattern.

Posisjoneringssymbol: Disse symbolene indikerer hvordan broderimønster har blitt vendt eller rotert for å skape det kombinerte mønsteret.

Positioneringssymbol: Symbolerna visar hur broderimönstren har vänts eller roterats för att skapa det kombinerade mönstret.

Positionssymboler: Disse symboler viser, hvordan broderimønster er blevet spejlvendt eller drejet for at skabe det samlede mønster.

Asemointimerkit: Nämä merkit ilmoittavat, kuinka kirjontakuviota on pyöritetty tai käännetty kuvioyhdistelmän luomiseksi.

Отметки позиционирования: Такие символы показывают, как рисунки были повернуты или зеркально отражены, чтобы получить показанную композицию.

Color Thread Conversion Chart











































































Omvandlingstabell trådfärg


Lankavärien muuntotaulukko

















































Fargekart, konvertert til andre leverandører sine fargenummer

Oversigt over broderitrådfarver

Таблица преобразования цветов нитей

	Color Name / Fargenavn / Färgnamn / Farvenavn / Värin nimi / Наименование цвета	Embroidery	Country	Madeira Polyneon	Madeira Rayon	Sulky	R.A. Polyester
1	Black / Sort / Svart / Sort / Musta / Черный	 900	 100	1800	1000	1005	5596
2	White / Hvit / Vit / Hvid / Valkoinen / Белый	 001	 000	1801	1002	1001	5597
3	Red / Rød / Röd / Rød / Punainen / Красный	 800	 149	1637	1037	1037	5678
4	Pink / Lyserød / Rosa / Lys rosa / Pinkki / Розовый	 085	 155	1921	1108	1224	5523
5	Deep Rose / Dyprosa / Mättad Rosa / Mörk rosa / Syvä roosa / Темно-розовый	 086	 024	1721	1117	1154	9168
6	Flesh Pink / Hudfärg / Hudrosa / Meget lys rosa / Ihon väri / Свежий розовый	 124	 152	1915	1015	1064	5677
7	Dark Fuchsia / Mörk Fuchsia / Mörk Fuchsia / Pink / Tumma fuchsia punainen / Цвет темной фуксии	 107	 126	1984	1383	1533	5804
8	Vermillion / Sinober Rød / Cinnober / Mörk orange / Sinooperin punainen / Багряный	 030	 148	1779	1179	1184	9023
9	Carmine / Karmin / Karminröd / Mörk pink / Karminin punainen / Карминный	 807	 158	1986	1081	1511	5561
10	Royal Purple / Konge Purpur / Kungspurpur / Meget mørk lilla / Tumma purppura / Яркий пурпурный	 869	 636	1788	1188	1192	5681
11	Magenta / Magenta / Magenta / Mörk lilla / Magenta / Фуксин	 620	 625	1710	1319	1191	5592
12	Salmon Pink / Lakse Farget / Laxrosa / Meget lys rød / Lohenpunainen / Оранжево-розовый	 079	 122	1816	1317	1225	5773
13	Amber Red / Ravrød / Ambraröd / Rödbrun / Meripihka / Янтарнокрасный	 333	 212	1942	1341	1119	5591
14	Lemon Yellow / Sitrongul / Citrongul / Neongul / Sitruunan keltainen / Лимоновожелтый	 202	 342	1623	1023	1067	5625
15	Yellow / Gul / Gul / Gul / Keltainen / Желтый	 205	 043	1980	1068	1187	5860
16	Harvest Gold / Høstgull / Skördegul / Varm gul / Kirkas kultainen / Желтозолотистый	 206	 334	1971	1024	1124	5770
17	Orange / Orange / Orange / Lys orange / Oranssi / Оранжевый	 208	 335	1951	1137	1024	5694
18	Pumpkin / Gresskar / Pumpa / Mörk orange / Kurpitsa / Тыквенный	 126	 322	1952	1155	1065	5630
19	Tangerine / Tangerin / Mandarin / Orange / Syvä oranssi / Мандаринный цвет	 209	 336	1965	1078	1078	5518
20	Cream Brown / Krembrun / Gräddbrun / Lys gul / Kermanvaalea / Кремовый	 010	 331	1866	1022	1061	5761
21	Cream Yellow / Kremgul / Gräddgul / Gylden gul / Kremankeltainen / Кремовожелтый	 812	 370	1861	1349	1135	5564
22	Khaki / Khaki / Kaki / Khaki / Khaki / Цвет хаки	 348	 242	1939	1255	1055	5636
23	Deep Gold / Mörk Gull / Mättad Guldfärg / Gylden brun / Syvä kultainen / Глубокий золотой	 214	 354	1772	1172	1025	5770
24	Brass / Messing / Mässing / Bronze / Messinki / Цвет латуни	 328	 404	1791	1192	1159	9109
25	Linen / Lin / Linne / Hud / Pellava / Льняной	 307	 025	1682	1149	1082	5635
26	Dark Brown / Mörk Brun / Mörk Brun / Mörk brun / Tummanruskea / Темно-коричневый	 058	 717	1859	1130	1129	5637
27	Reddish Brown / Rödbrun / Brunröd / Lys lerbrun / Oranssin ruskea / Краснокоричневый	 337	 264	1753	1253	1021	5781
28	Clay Brown / Leirbrun / Lerbrun / Ler brun / Punaruskea / Коричневый	 339	 224	1621	1021	1158	5590
29	Beige / Beige / Beige / Beige / Beige / Бежевый	 843	 012	1738	1138	1127	5598
30	Warm Gray / Varmgrå / Varmgrå / Varm grå / Lämmin harmaa / Теплый серый	 399	 706	1860	1085	1218	9126
31	Russet Brown / Rödbrun / Gulbrun / Mörk khaki / Vihertävän ruskea / Желтокоричневый	 330	 414	1726	1194	1126	5702
32	Light Brown / Lys Brun / Ljusbrun / Mellebrun / Vaalean ruskea / Светло-коричневый	 323	 255	1729	1056	1128	5789
33	Seacrest / Havblå / Havsskum / Tukis grøn / Meren sinivihreä / Сероголубой	 542	 505	1647	1219	1077	5578
34	Mint Green / Mynte Grønn / Myntagrön / Mintgrön / Mintun vihreä / Мятный зеленый	 502	 461	1702	1302	1047	5511
35	Leaf Green / Blad Grønn / Bladgrön / Blad grøn / Lehden vihreä / Цвет зеленой лисы	 509	 463	1749	1050	1510	5514
36	Olive Green / Oliven Grønn / Olivgrön / Mörk oliven grøn / Oliivinvihreä / Зеленый оливковый	 519	 476	1904	1396	1174	5502
37	Dark Olive / Mörk Oliven / Mörkt Olivgrön / Lys oliven grøn / Tumma oliivi / Темно-оливковый	 517	 473	1769	1156	1156	9122



	Color Name / Fargenavn / Färgnamn / Farvenavn / Värin nimi / Наименование цвета	Embroidery	Country	Madeira Polyneon	Madeira Rayon	Sulky	R.A. Polyester
38	Teal Green / Teal Grønn / Grönblå / Blågrøn / Vihertävän sininen / Зеленый чирка	 534	 483	1879	1298	1503	5751
39	Emerald Green / Smaragd Grønn / Smaragdgrøn / Mørk grøn / Smaragdin vihreä / Изумрудный	 507	 485	1750	1250	1079	5508
40	Deep Green / Dyp Grønn / Mørkgrøn / Dyb grøn / Syvån vihreä / Темно-зеленый	 808	 467	1703	1370	1208	5615
41	Fresh Green / Frisk Grønn / Friskt Grøn / Lys grøn / Vaalean vihreä / Цвет свежей зелени	 027	 442	1706	1102	1209	9153
42	Lime Green / Linde Grønn / Limegrøn / Lime grøn / Limen vihreä / Лаймовый зеленый	 513	 444	1848	1049	1177	5622
43	Moss Green / Mose Grønn / Mossgrøn / Mos grøn / Sammaleen vihreä / Серозеленый	 515	 446	1770	1369	1176	9091
44	Blue / Blå / Blå / Mellemlå / Sininen / Синий	 405	 586	1829	1177	1076	5684
45	Ultra Marine / Ultra Marin / Ultramarinblå / Mørk blå / Ultramarini / Ультрамарин	 406	 575	1842	1076	1042	5736
46	Light Blue / Lys Blå / Ljusblå / Meget lys blå / Vaalean sininen / Светло-голубой	 017	 150	1932	1132	1074	5683
47	Sky Blue / Himmelblå / Himmelsblå / Lys blå / Taivaan sininen / Лазурь	 019	 512	1828	1029	1196	5506
48	Electric Blue / Elektro Blå / Stålblå / Mørk mellemlå / Sähkön sininen / Электрик	 420	 564	1797	1297	1250	5829
49	Peacock Blue / Påfuglblå / Påfågelblå / Mørk blågrøn / Riikinkukon sininen / Переливчатый синий	 415	 057	1652	1252	1206	5810
50	Prussian Blue / Berliner Blå / Berlinerblå / Klar blå / Preussin sininen / Берлинская лазурь	 007	 588	1767	1166	1535	5737
51	Cornflower Blue / Kornblå / Blåklintsblå / Kornblomstblå / Ruiskukan sininen / Васильковый	 070	 015	1830	1335	1028	5601
52	Light Lilac / Lys Lilla / Ljuslila / Lys rød / Vaalea sireeni / Светло-сиреневый	 810	 133	1911	1031	1121	9016
53	Lilac / Lilla / Lila / Lilla / Sireeni / Сиреневый	 612	 623	1831	1080	1080	9009
54	Violet / Violett / Violett / Violet / Violetti / Фиолетовый	 613	 624	1631	1033	1194	5588
55	Purple / Purpur / Purpur / Meget mørk violet / Purppura / Пурпурный	 614	 635	1880	1122	1122	5554
56	Lavender / Lavendel / Lavendel / Lavendel / Laventeli / Лавандовый	 804	 604	1630	1261	1193	5586
57	Wisteria Violet / Wistaria Violett / Blåregnsviolett / Meget lys lilla / Vistarian violetti / Цвет глицинии	 607	 003	1943	1311	1032	5587
58	Pewter / Tinnfarge / Tenn / Tingrå / Siniharmaa / Цвет пьютера	 704	 745	1840	1041	1041	9114
59	Dark Gray / Mørk Grå / Mørk Grå / Mørk grå / Tumman harmaa / Темно-серый	 707	 747	1841	1241	1220	5565
60	Silver / Sølv / Silver / Sølv / Hopean harmaa / Серебряный	 005	 020	1812	1087	1011	5640
61	Gray / Grå / Grå / Grå / Harmaa / Серый	 817	 734	1640	1118	1219	5782
62	-----∞						
63	-----						
64	~~~~~ TTTTTTTTTTTTTTTTTTTT						
65	NOT DEFINED / IKKE DEFINERTE / INTE DEFINIERAT / IKKE DEFINERET / EI MÄÄRITELTY / НЕ ОПРЕДЕЛЕНО						

- Note:** The conversion chart is based on Embroidery thread. The color shades may vary with the different brands listed on the chart. If unsure of a particular color(s), please sew test. Robison Anton, Isacord, Madeira, Sulky and Gütermann are respectively registered trademarks. Actual colors may vary slightly from the chart.
- Merk:** Dette fargekartet er basert på broderitråd. De forskjellige leverandørenes fargenyanser kan variere. Er du usikker på en farge, så gjør en testbrodering først. Robison Anton, Isacord, Madeira, Sulky og Gütermann er alle registrerte varemerker. Faktiske farger kan variere fra fargen trykket her.
- Not:** Omvandlingstabellen är baserad på brodyrtråd. Färgnyanserna kan variera beroende på sort listade i tabellen. Vid osäkerhet av speciell färg/er, så ber vi att ni testsyr. Robison Anton, Isacord, Madeira, Sulky och Gütermann är var för sig registrerade varumärken. Verkliga färger kan skilja sig något från tabellen.
- Bemærk:** Skemaet ovenfor er baseret på broderitråd. Farvernes nuancer kan variere fra producent til producent. Hvis du er i tvivl om den ønskede farve, broder da en prøve først. Robison Anton, Isacord, Madeira, Sulky og Gütermann er anerkendte mærker. De viste farver i skemaet kan variere.
- Huomaa:** Muuntotaulukko perustuu "Embroidery"-lankoihin. Taulukoon merkittöjen eri lankavalmistajien sävyt saattavat poiketa toisistaan. Jos olet epävarma tietystä väristä/tietyistä väleistä, kirjaile testikuvio. Robison Anton, Isacord, Madeira, Sulky ja Gütermann ovat kukin erikseen rekisteröityjä tavaramerkkejä. Luonnolliset värit saattavat hieman poiketa taulukon väleistä.
- Примечание:** Таблица преобразования составлена на базе нитей Embroidery. Оттенки цветов могут варьироваться в зависимости от производителей. Если вы не уверены в выборе какого-то конкретного цвета, произведите пробную вышивку. Robison Anton, Isacord, Madeira, Sulky и Gütermann являются зарегистрированными товарными знаками. Реальные цвета могут несколько отличаться от представленных в таблице.

